



ADULT MALE FUTURE COMPETITIONS PLAN



England
Rugby

MARCH 2021



EXECUTIVE SUMMARY

MARCH 2021

BILL SWEENEY - RFU CHIEF EXECUTIVE OFFICER

In my conversations with Clubs, Constituent Bodies and players across the community game in England, I am frequently asked whether our current adult male competitive structure is the best one to ensure the future health of the adult male game. Supporting adult male 1st XV participation rates was a challenge that was put to me at my first RFU Council meeting in early 2019.

It is clear that different levels of the community game and different regions hold diverse views on the challenges and opportunities presented by the current structure. However, issues that seem uniform across the leagues are those that relate to player welfare, player experience and travel (time and distance as much as cost), as well as club sustainability.

It is unlikely that we will find one solution to please everyone. However, through the work of the Community Game Board and the Future Competitions Structure Group, we can now propose a summary of measures to help solve many of the challenges faced by players and clubs. Player enjoyment and participation are key pillars in our strategy and competition structure has a role to play in that.



STEPHEN PEARSON - RFU BOARD MEMBER AND CHAIR OF FUTURE COMPETITIONS STRUCTURE (FCS) GROUP

We are pleased to present the latest proposals in our work to recommend an optimal playing offer and structure that protects the future health of the Game for adult men by meeting the needs of current and future players. The review was necessary as participation data shows that players are playing less often, and have different motivations than 15 or 20 years ago which are sometimes at odds with the amount and type of rugby on offer to a player now. Since we started in September 2019 we have undertaken a thorough process including analysis of game data, various surveys, and multiple club, CB and Council webinars where we have spoken to all stakeholders involved in the game and listened intently to the diverse views. The below is a summary of what the game can expect from changes outlined in this plan:

- A target date for FCS implementation of season 2022/23
- The size of leagues at Levels 5 and below to be capped at 12, and at Levels 3 & 4 to be capped at 14
- Retention of the principle of automatic league promotion and a desire to reduce churn (of teams) in leagues and increase stability through amended relegation
- At all levels there will be a protected two week break over the Christmas period and protected weekend breaks (at points to be determined through the season)
- Revised National Knockout Cups and Championships will be introduced (per level) from Level 5 down with optional entry for teams, occurring after the league season completes
- A rapid review of competition structures will take place every three years
- Increase the numbers of teams and leagues at certain levels, without significantly reducing quality of league rugby
- Lower XV teams should be permitted entry to RFU Leagues up to Level 7 on a national scale (whether this is from the start of new structure, or phased by region or over time, is to be discussed further)
- Once structure is agreed, a review group is established to determine how best the structure can be managed and the appropriate extent and detail of the Terms of Reference of Organising Committees

We look forward to further feedback ahead of final discussions at RFU Council.



INTRODUCTION

This plan represents an updated version of the Adult Male Future Competitions Structure (FCS) plan released in August 2020 <https://www.englandrugby.com/news/article/future-competitions-structure-proposed-plan-recommendations-published>

The recommendations within this plan aim to address some of the challenges seen in adult male rugby participation over the last 10 years or more. There has been a stagnation in the number of teams and completed matches. These challenges are caused by the supply of fixtures and competitive opportunities not matching the number of players that are able to play, nor matching their different wants and needs when it comes to competitions.

Evidence shows that more players are required to fulfil a club's 1st XV league season, which can have a corresponding negative effect on Lower XVs and the Club's sustainability. Alongside this, players (and Clubs) have told us there is a desire for meaningful knockout rugby to complement the league season. However, in recent times this has not delivered for the majority of players or clubs and overall, this has negatively impacted the number of teams and matches in adult male rugby. This trend is likely to continue if the status quo is maintained, hence the rationale for change.

This document contains the final recommendations being proposed for implementation in season 2022/23.

This involves a solution that is more local, flexible, offers more variety, and allows players to commit to play the amount of rugby that is more in line with the current, and future, trends in lifestyle and society. It is a core element in our strategy of supporting a sustainable adult male game.





WHAT HAS HAPPENED SINCE PUBLICATION OF THE FCS PLAN LAST SUMMER?

The Covid-19 pandemic continues to cause disruption and uncertainty across the community rugby landscape. In this climate the Community Game Board (CGB) of the RFU determined that it would not be appropriate to press ahead with a restructure of league rugby for 2021/22 as originally planned in the FCS brief, and it was preferable to defer full implementation until 2022/23.

Whilst delaying implementation of the full FCS plan was deemed necessary, there were elements of the plan (listed 1 to 5 in specific recommendations below) less constrained by the effects of Covid-19 and which primarily had player welfare needs and reduced travel (cost and time) at their core. In order to keep forward momentum the RFU Council approved these five recommendations at its November 2020 meeting.

Time has been spent reviewing other recommendations put forward in 2020 to see if any changes were needed to address feedback received later in the consultation process, or more specifically to consider the impact of Covid-19. This involved existing FCS group members, a broader selection of Council Members and volunteers from the game who could bring a high level of expertise to each of the five key areas that needed further investigation:

- Overall league structure and travel time/distance
- Cup rugby
- Inclusion of additional Lower XVs
- Organising committees
- Reintegration of clubs who recently resigned from RFU Leagues

This additional insight has been considered and factored into a set of final recommendations which are listed in the next section.

FCS PLAN KEY PRINCIPLES AND RATIONALE FOR CHANGE

The FCS group previously agreed that any changes to the adult male game should meet the following four principles:

- Player centricity/player welfare
- Appropriate travel time/distance
- Quality of player experience/quality of competition
- Club sustainability

These principles were reviewed and are still deemed very relevant, though the balance between them has been examined carefully in the final recommendations. In addition, the rationale for change outlined briefly in the introduction, and the insight and data that supports it, was also revalidated and remained true. This can be reviewed in the FCS plan released in August 2020 and on [englandrugby.com](https://www.englandrugby.com/news/article/future-competitions-structure-proposed-plan-recommendations-published) <https://www.englandrugby.com/news/article/future-competitions-structure-proposed-plan-recommendations-published>

SPECIFIC RECOMMENDATIONS

ALREADY AGREED BY RFU COUNCIL:

1. A target date for FCS implementation of season 2022/23
 2. The size of leagues at Levels 5 and below to be capped at 12, and at Levels 3 & 4 to be capped at 14
 3. At all levels there will be a protected two week break over the Christmas period and protected weekend breaks (at points to be determined through the season)
 4. National Knockout Cups will be introduced (per level) from Level 5 down with optional entry for teams
 5. A rapid review of competition structures will take place every three years
- The first rapid review will analyse the more obvious impacts of all the changes made in 2022/23, but it is expected there would be a particular need to focus on the impact of any regionalisation and additional Lower XVs (if approved) at Level 7 and below, and any changes to the RFU Championship and corresponding impacts on Level 3 and 4. It will also seek to determine the impact of the changes on matches completed in the new league and cup programme.

NOT YET AGREED BY RFU COUNCIL:

6. Overall league structure

The table below summarises proposed changes to the competition structure at each level.

LEVEL	NUMBER OF LEAGUES	LEAGUE SIZE	CUP COMPETITIONS
3	1	14 (down from 16)	No
4	3 (up from 2)	14 (down from 16)	No
5	6 (up from 4)	12 (down from 14)	Yes
6	12 (up from 8)	12 (down from 14)	Yes
7	16**	12	Yes
8	c.20**	10-12*	Yes
9 and below	Will vary by level**	c.8-12*	Yes

* League size flexible depending on number of team entries, effect of regionalisation and local need.

**Exact number of leagues to be determined by final size of leagues, number of team entries and local need.

The proposed changes to the league structure are aimed at reducing travel time to and from matches and giving more 'local' fixtures at certain levels, whilst balancing the need to maintain an appropriate player experience and quality of competition. It is felt the proposed solution achieves the best balance, taking account of short-term (Covid-19) and longer-term trends, and of course being mindful of club sustainability.

Within the structure, teams at a given level are grouped geographically, potentially disregarding current CB and divisional (DOC) boundaries, in an effort to minimise travel across the country (and the intention is to keep this refreshed annually to continually minimise travel and ensure appropriate competition). Whilst this will be relatively familiar at higher levels, it may create some initial significant changes at all levels. Flexibility is needed here, and this 'regionalisation' will not be implemented where it doesn't make sense and doesn't lead to net travel reductions for the total league or level. Consideration will also be given to the varying levels of existing competitions across the respective Divisions and Constituent Bodies.

Detailed league structure diagrams can be viewed by clicking here
<https://www.englandrugby.com/news/article/future-competitions-structure-proposed-plan-recommendations-published>

The league structure diagrams were put together via the following process:

- Final positions from the 2019/20 season were used
- All league winners were promoted
- If extra teams were required to be promoted, then all the 2nd placed teams were promoted and then all the 3rd placed teams etc
- If there were fewer spaces in the level above than leagues at the level below, teams at that position in each league were compared via average league points per game (to equalise for different league sizes). The highest ranking based on that metric were then promoted into the level above.

Please note the league structure diagrams are **for illustrative purposes only**. Teams being shown in specific leagues may have no correlation to where they might be playing when the new structure is implemented at the start of the 2022-23 season. This will ultimately be determined by 2021-22 league position, other factors, and will rely on local knowledge and input. Additionally, as many of the other recommendations will influence the final overall league structure (such as inclusion, or not, of additional Lower XVs and / or 1st XVs currently outside of the RFU leagues), two different models are shown. Focus should be on the overall holistic changes, not on specific club placements.

As a final point, any major change to competition structure will surface some anomalies. Whilst care has been taken to mitigate many of these in the sample structures, only time will allow this to even out, and as such there may be teams and clubs who may find themselves travelling further in the new models (albeit the overall net travel time and cost will decrease for the league or level). In the future, the process for mitigating these anomalies where possible will be discussed and managed in the relevant organising committee.

7. Cup Rugby

As indicated above there is a strong demand from players for a varied diet of competition through both league and cup rugby. Feedback has also indicated that an issue with the existing delivery of cup rugby is that it clashes with the intensity and frequency of leagues, often leading to high numbers of walkovers or cancellations in early rounds. This feedback was pivotal in establishing the recommendations for new cup competitions at Level 5 and below. The key features of the proposed new cup competitions are:

- **Delivered after league season** - all cups will take place after the league season has been completed. This removes the burden and clash between league and cup games being integrated into the fixture schedule. Furthermore, a team's finishing league position will qualify them into the relevant tier of competition at the level they are playing at. For example, teams finishing 1st to 3rd will compete against teams finishing in the same positions from leagues across the country or region, ensuring meaningful matches.
- **Mid-season entry** - entry into the cup (at all levels) will be optional and the deadline for teams submitting their entry will be mid-season (Jan/Feb). This will help support teams and players who may need breaks later in the season or have no interest or desire for the cup. Conversely for some teams this model maintains interest and excitement to the end of season for those who want or need more matches.
- **Pool competitions at Level 5 and top tier of Level 6** - teams will be grouped into pools, thus guaranteeing additional fixtures (minimum of 3 and maximum of 6) including with additional fixtures at home. The winners of each pool will then progress into the knockout rounds.
- **Waterfall competitions at bottom tier of Level 6 and Level 7 and below** - teams will be drawn against one another in straight knockout matches. Teams losing in the 1st round will drop down into a Plate competition while 1st round winner's progress. This will guarantee at least two additional games for entrants. There may be opportunities to regionalise in the early rounds to remove the burden of significant travel for some teams in the early stages.
- **Community Game finals day** - the intention would be to try to ensure all cup competitions culminate in a National Community Game Finals Day held at prestigious grounds to provide a memorable experience for teams and players.

The table below highlights the proposed format of cup competitions at each level:

LEVEL	TIERS	FORMAT
5	4	<ul style="list-style-type: none"> - Each tier based on finishing positioning - 4 pools into knockouts (2x20 & 2x16) - E.g. Top 20 teams (Top 3 from each league and 2 best 4th place teams) - Pool winners will then move onto Semi-Final and Final knockouts to crown a winner at each tier
6	2	<ul style="list-style-type: none"> - Top tier - National Champions Cup - 16 team - 4 pools into knockout - As Level 5 cup competitions above - 2nd tier - 2x Waterfall knockout competitions split North/South (64 in each) - Teams will be drawn locally into a knockout competition. The winners of the 1st round will progress in that competition. 1st round losers will drop into another competition. All competitions (2 in North & 2 in South) will then continue in a knockout format through to a final.
7+		<ul style="list-style-type: none"> - Waterfall knockout competition split into 4 regions (as described above) - The number of weeks required to deliver the cup at Level 7 and below will ultimately depend on the number of team entries at each level

Click here to view a sample cup model at Level 5, Level 6 and Level 7

<https://www.englandrugby.com/news/article/future-competitions-structure-proposed-plan-recommendations-published>

Wherever possible the national cup should be dovetailed into local Constituent Body based cups, giving additional games for those clubs no longer participating in a national competition. The inclusion of Lower XVs within cup competitions is expressly linked to the below recommendation, for this reason this is likely an area that needs to form part of the first rapid review i.e. focus on one entry per club in the initial years of the new competitions.

8. Inclusion of additional Lower XV teams into RFU Leagues

The overall recommendation is that Lower XV teams should be permitted entry to RFU Leagues up to Level 7 on a National scale. This would replace the existing regional entry policy for Lower XV teams. This recommendation is based on the following rationale:

- Allowing a split competition model where some regions permit Lower XV teams into RFU Leagues and some do not ultimately means the RFU is not being fair and equitable to all clubs in providing 'choice' of playing opportunities;
- There are no apparent evidence-based reasons not to support a national policy of permitting Lower XV teams into the pyramid, thus;
- The benefits can be summarised as follows:-
 - Minimising travel time aligned to providing more teams with an appropriate level of competition (playing level/standard)
 - Competitions that offer reduced walkover rates (that RFU Leagues offer)
 - Consistency in league sizes (particularly for teams at the lower levels) to increase the number of playing opportunities

Entry into RFU Leagues would be considered by application against strict criteria. Lower XV teams would be able to request the playing level they enter the league structure at (appropriate to their playing standard) and this would be considered within their application. Compliance with RFU regulations for league rugby will be a pre-condition of entry and participation.

The league structures referenced above <https://www.englandrugby.com/news/article/future-competitions-structure-proposed-plan-recommendations-published> show the impact on the structure with and without additional Lower XV teams included. Where they have been included this is using a combination of known expressions of interest via survey and a hypothetical % increase in additional Lower XV teams entering (c.10%), however the names are shown as placeholders in the league. It is felt these numbers show how inclusion of Lower XV teams helps deliver the principles of the FCS, but at the same time is not detrimental to other clubs or Merit Leagues overall (should leagues or indeed clubs and teams decide to play there). Whether additional Lower XV teams are included from the start of new structure, or are part of a phased implementation by region or over time, will be the subject of further discussion.

9. Organising committees

It is strongly believed that 'management should follow structure', and is part of the implementation work post any RFU Council agreement to any other recommendations. With a different structure there are likely to be different management requirements and changes needed. It will be important to retain key elements of the expertise and knowledge in the existing management structures and organising committees. The recommendation is that once structure is agreed, a review group is established to determine how best the structure can be managed and the appropriate extent and detail of the Terms of Reference of Organising Committees.

Additionally, the approach of organising leagues annually on the basis of reduced travel across geographies (which may cross CB boundaries) is a key principle and would be built into ongoing management responsibility. This would be done on a 'common sense' basis i.e. where it makes sense for CBs to have more porous boundaries at lower levels or for clubs to move at any levels, to deliver the principles of the structure, this should be encouraged.

10. Reintegration of clubs who recently resigned from RFU Leagues

There is a strong desire to make the RFU leagues as attractive as possible and the best they can be to encourage entry from all teams. The reintegration of any teams or clubs that have resigned from the leagues is considered important, however this must be in line with overall principles. The recommendations above and the structures <https://www.englandrugby.com/news/article/future-competitions-structure-proposed-plan-recommendations-published> show different options for achieving this.

WHAT CAN THE GAME EXPECT FROM CHANGES TO THE ADULT MALE GAME?

- Reduced travel through increasing the numbers of teams and leagues at a certain level and reducing league sizes, without significantly reducing quality of league rugby
- Retain the principle of automatic league promotion
- Reduce churn (of teams) in leagues and increase stability through amended relegation
- Establish break weekends during regular season and at Christmas to support player welfare and availability
- Remove conflict of league and cup competitions during the season
- Provide additional home match options and excitement through cup competitions after the league season
- Provide a mix of competitions that players/coaches/clubs requested in surveys and consultation

For any questions or points of clarification please contact your RFU Council Member or email to Competitions-Development@RFU.com highlighting club name and role.

For more information click on:

<https://www.englandrugby.com/news/article/future-competitions-structure-proposed-plan-recommendations-published>





All Levels

All league winners promoted

Clubs then pulled up by league position equally (all 2nd -> all 3rd etc)

When a full position can't be pulled up then average League Points per game used to rank



Auto Promoted
Manual Up by position
Next Best Runner Up
Relegated

Level 3

Leeds Tykes relegated from Championship

Caldy & Taunton (L4 league winners) promoted from National Two

Birmingham Moseley, Rotherham, Canterbury & Hull Ionians relegated into Level 4

A	
1	Rotherham RUFC
2	Hull Ionians RFC
3	Fylde RUFC
4	Huddersfield RUFC
5	Hull RUFC
6	Otley RFC
7	Preston Grasshoppers RFC
8	Scunthorpe RFC
9	Sedgley Park RUFC
10	Sheffield Tigers RUFC
11	Tynedale RFC
12	Wharfedale RUFC
13	Blaydon RFC
14	Harrogate RFC

A	
1	Alnwick RUFC
2	Billingham RFC
3	Doncaster Phoenix RUFC
4	Ilkley RFC
5	Morpeth RFC
6	Paviors RFC
7	Sandal RFC
8	Sheffield RUFC
9	York RUFC
10	Cleckheaton RUFC
11	Derby RFC
12	Moortown RUFC Ltd

B	
1	Blackburn RUFC
2	Carlisle RFC
3	Kirby Lonsdale RFC
4	Lymm RFC
5	Macclesfield RUFC Ltd
6	Rossendale RUFC
7	Sandbach RUFC
8	Wirral RUFC
9	Burnage RFC
10	Northwich RFC
11	Altrincham Kersal RFC
12	Firwood Waterloo RFC

A	
1	Driffield RUFC
2	Pocklington RUFC
3	Malton and Norton RUFC
4	Scarborough RFC
5	West Hartlepool RFC
6	Durham City RFC
7	Percy Park RFC
8	Consett & District RFC
9	Middlesbrough RUFC
10	Northern FC
11	Beverley RUFC
12	South Shields Westoe RFC

B	
1	Birkenhead Park RFC
2	Bowdon RUFC
3	Broughton Park FC
4	Douglas (I.O.M.) RFC
5	Kendal RFC
6	Keswick RFC
7	Penrith RFC
8	Vale of Lune RUFC
9	Warrington RUFC
10	Wilmslow RUFC
11	Manchester Rugby Club
12	Leigh RUFC

C	
1	Bradford & Bingley RFC
2	Huddersfield YMCA RUFC
3	Morley RFC
4	Stockport RUFC
5	Old Brodleiains RUFC
6	Dronfield RUFC
7	Glossop RFC
8	Heath RUFC
9	Matlock RUFC
10	Rochdale RUFC
11	Market Rasen & Louth RUFC
12	Old Crossleyans RUFC

D	
1	Whitchurch RFC
2	Stoke on Trent RUFC Ltd
3	Ludlow RFC
4	Kidderminster Carolians RFC
5	Old Halesonians RFC
6	Stourbridge Lions RFC
7	Sutton Coldfield RFC
8	Wolverhampton RUFC Ltd
9	Camp Hill RFC
10	Stafford RUFC
11	Barkers Butts RFC
12	Leek RFC Ltd

Level 3	
A	
1	Leeds Tykes
2	Rams RFC
3	Rosslyn Park FC
4	Chinnor RFC
5	Blackheath FC
6	Plymouth Albion RFC
7	Darlington Mowden Park RFC
8	Cinderford RFC
9	Old Elthamians RFC
10	Cambridge RUFC
11	Bishops Stortford RFC
12	Sale F.C.
13	Caldy RFC
14	Taunton RFC Ltd

Level 4	
B	
1	Canterbury RFC
2	Barnes RFC
3	Bury St Edmunds RUFC
4	Esher RFC
5	Henley Rugby Club Ltd
6	Hinckley RFC
7	Leicester Lions RFC
8	Loughborough Students RFC
9	Old Albanian RFC
10	Sutton & Epsom RFC
11	Tonbridge Juddians RFC
12	Westcliff RFC
13	Rochford Hundred RFC
14	Guernsey RFC Ltd

Level 5	
C	
1	Bridgnorth RFC
2	Broadstreet RFC
3	Bromsgrove RFC
4	Burton RFC Ltd
5	Kettering RFC
6	Nuneaton RFC Ltd
7	Peterborough Lions RUFC
8	Oundle RFC
9	Syston RFC
10	Dudley Kingswinford RFC
11	Kenilworth RFC
12	Lichfield RUFC Ltd

Level 6	
E	
1	Lutterworth RFC
2	Market Harborough RUFC
3	Melbourne RFC
4	Newbold on Avon RFC
5	Oadby Wyggestonian RFC
6	Rugby Lions RFC
7	West Bridgford RFC
8	Belgrave RFC
9	Nuneaton Old Edwardians RFC
10	Leicester Forest RFC
11	Coalville RFC
12	Market Bosworth RFC

All Levels

All league winners promoted

Clubs then pulled up by league position equally (all 2nd -> all 3rd etc)

When a full position can't be pulled up then average League Points per game used to rank

	Auto Promoted
	Manual Up by position
	Next Best Runner Up
	Relegated

Level 3

Leeds Tykes relegated from Championship

Caldy & Taunton (L4 league winners) promoted from National Two

Birmingham Moseley, Rotherham, Canterbury & Hull Ionians relegated into Level 4

F	
1	Buckingham RUFC
2	Old Northamptonians RFC
3	Olney RFC
4	Peterborough RUFC
5	Shelford Rugby Club
6	Sudbury RFC
7	Towcestrians RFC
8	Wellingborough RFC
9	Norwich RFC
10	Southwold RFC
11	Ipswich RFC
12	Wymondham RFC

D	
1	Bedford Athletic RFC
2	Bracknell RFC
3	CS Stags 1863
4	Hertford RFC
5	London Irish Amateur RFC
6	Maidenhead RUFC
7	Tring RUFC
8	Wimbledon RFC
9	North Walsham RFC
10	Colchester RFC
11	Banbury RFC
12	Old Haberdashers RFC

G	
1	Belsize Park RFC
2	Brentwood RFC
3	Chingford RFC
4	Dartfordians RFC
5	Eton Manor RFC
6	H.A.C. RFC
7	Southend RFC
8	Thurrock RFC
9	Woodford Rugby Club Limited
10	Old Colfeians RFC
11	Charlton Park RFC
12	Hampstead RFC

H	
1	Beckenham RFC
2	Cobham Rugby Football Club Limited
3	Horsham RUFC
4	KCS Old Boys RFC
5	London Cornish RFC
6	Old Priorians RFC
7	London Welsh Rugby Club
8	Battersea Ironsides RFC
9	Haywards Heath RFC
10	Hammersmith & Fulham RFC
11	Chiswick RFC
12	Old Alleynians RFC

All Levels

All league winners promoted

Clubs then pulled up by league position equally (all 2nd -> all 3rd etc)

When a full position can't be pulled up then average League Points per game used to rank



Auto Promoted
Manual Up by position
Next Best Runner Up
Relegated

Level 3

Leeds Tykes relegated from Championship

Caldy & Taunton (L4 league winners) promoted from National Two

Birmingham Moseley, Rotherham, Canterbury & Hull Ionians relegated into Level 4

C	
1	Birmingham Moseley RFC
2	Bournemouth RFC
3	Worthing RFC
4	Redruth RFC
5	Old Redcliffians RFC
6	Clifton RFC
7	Dings Crusaders RFC
8	Luctonians RFC
9	Stourbridge RFC
10	Chester RFC
11	Bournville RFC
12	Barnstaple RFC
13	Newport (Salop) RUFC
14	Weston-super-Mare RFC

E	
1	Brighton RFC
2	Dorking RFC
3	Guildford RFC
4	Newbury RFC
5	Sevenoaks RFC
6	Sidcup RFC
7	Tunbridge Wells RFC
8	Westcombe Park RFC
9	Havant RFC
10	Royal Wootton Bassett RFC
11	Camberley RFC
12	Medway RFC

I	
1	Amersham & Chiltern RFC
2	Beaconsfield RFC
3	Harpden RFC
4	Oxford Harlequins RFC
5	Ruislip RFC
6	Windsor RFC
7	Leighton Buzzard RFC
8	Grove RFC
9	Farnham RUFC
10	Reading Abbey RFC
11	Swindon College Old Boys RFC
12	Marlow Rugby Union Football Club

J	
1	Droitwich RFC
2	Hereford RFC
3	Newent RFC
4	Old Patesians RFC
5	Worcester RFC
6	Stroud RFC
7	Stratford Upon Avon RFC
8	Witney RFC
9	Malvern RFC
10	Matson RFC
11	Cheltenham RFC
12	Shipston on Stour RFC

F	
1	Brixham RFC
2	Camborne RFC Ltd
3	Drybrook RFC
4	Exeter University RFC
5	Exmouth RFC
6	Ivybridge RFC
7	Launceston Rugby Club Limited
8	Okehampton RFC
9	Hornets RFC
10	Old Centralians RFC
11	Thornbury RFC
12	Lydney RFC

K	
1	Chew Valley RFC
2	Chichester RFC
3	Chippenham RFC
4	Cleve RFC
5	Keynsham RFC
6	Marlborough RFC
7	Salisbury RFC
8	Trowbridge RFC
9	Frome RFC
10	Eastleigh RFC
11	Midsomer Norton RFC
12	Winchester RFC Ltd

L	
1	Bridgwater & Albion RFC
2	Creditor RFC
3	Devonport Services RFC
4	Newton Abbot RFC
5	North Petherton RFC
6	Sherborne RFC
7	Sidmouth RFC
8	Wimborne RFC
9	Wellington RFC
10	St Austell RFC
11	Teignmouth RFC
12	Kingsbridge RFC

Semi Finals

Final

Pool 1 Winner

A	Burton RFC Ltd	W
	Bromsgrove RFC	


Pool 2 Winner

Final	Burton RFC Ltd	W
	Dorking RFC	

Pool 3 Winner

B	Dorking RFC	W
	Guildford RFC	

Pool 4 Winner



Pool 1	Pool 2	Pool 3
Alnwick RUFC	Bridgnorth RFC	Bedford Athletic RFC
Broadstreet RFC	Altrincham Kersal RFC	Brighton RFC
Blackburn RUFC	Billingham RFC	Camborne RFC Ltd
Cleckheaton RUFC	Burnage RFC	Bracknell RFC
Burton RFC Ltd	Bromsgrove RFC	Dorking RFC

Pool 1	Pool 2	Pool 3
Derby RFC	Carlisle RFC	Colchester RFC
Firwood Waterloo RFC	Dudley Kingswinford RFC	Havant RFC
Ilkley RFC	Doncaster Phoenix RUFC	Exmouth RFC
Kenilworth RFC	Kirkby Lonsdale RFC	Hertford RFC
Lymm RFC	Kettering RFC	Newbury RFC

Pool 1	Pool 2	Pool 3
Moortown RUFC Ltd	Macclesfield RUFC Ltd	Maidenhead RUFC
Lichfield RUFC Ltd	Morpeth RFC	Launceston Rugby Club Limited
Paviors RFC	Northwich RFC	Sevenoaks RFC
Rosendale RUFC	Nuneaton RFC Ltd	Old Haberdashers RFC

Pool 1	Pool 2	Pool 3
Sandal RFC	Oundle RFC	Sidcup RFC
Peterborough Lions RUFC	Sheffield RUFC	Old Centralians RFC
York RUFC	Sandbach RUFC	Tring RUFC
Wirral RUFC	Syston RFC	Westcombe Park RFC

Pool 4
Brixham RFC
Camberley RFC
Banbury RFC
Drybrook RFC
Guildford RFC

Pool 4
Exeter University RFC
CS Stags 1863
Hornets RFC
Medway RFC
London Irish Amateur RFC

Pool 4
Ivybridge RFC
Royal Wootton Bassett RFC
Lydney RFC
North Walsham RFC

Pool 4
Okehampton RFC
Tunbridge Wells RFC
Thornbury RFC
Wimbledon RFC

5 Teams

Alnwick RUFC
Broadstreet RFC
Blackburn RUFC
Cleckheaton RUFC
Burton RFC Ltd

Pool 1	GP	Win	Draw	Loss	For	Against	PD	Tries	PTS
Burton RFC Ltd	4	4	0	0	20	10	10	0	16
Cleckheaton RUFC	4	3	0	1	16	11	5	0	12
Blackburn RUFC	4	2	0	2	12	12	0	0	8
Broadstreet RFC	4	1	0	3	8	13	-5	0	4
Alnwick RUFC	4	0	0	4	4	14	-10	0	0

Match	Team A	Score	Tries	Tries	Score	Team B
1	Pool Burton RFC Ltd	5	v	2		Broadstreet RFC
2	Pool Cleckheaton RUFC	4	v	3		Blackburn RUFC
Break						
3	Pool Broadstreet RFC	2	v	1		Alnwick RUFC
4	Pool Blackburn RUFC	3	v	5		Burton RFC Ltd
Break						
5	Pool Alnwick RUFC	1	v	3		Blackburn RUFC
6	Pool Burton RFC Ltd	5	v	4		Cleckheaton RUFC
Break						
7	Pool Cleckheaton RUFC	4	v	1		Alnwick RUFC
8	Pool Blackburn RUFC	3	v	2		Broadstreet RFC
Break						
9	Pool Alnwick RUFC	1	v	5		Burton RFC Ltd
10	Pool Broadstreet RFC	2	v	4		Cleckheaton RUFC

Working out

Group A	GP	W	D	L	PF	PA	PD	TS	PTS	Rank
Burton RFC Ltd	4	0	0	4	14	-10	0	0	0	###
Alnwick RUFC	4	1	0	3	8	13	-5	0	4	###
Broadstreet RFC	4	2	0	2	12	12	0	0	8	###
Blackburn RUFC	4	2	0	2	12	12	0	0	8	###
Cleckheaton RUFC	4	3	0	1	16	11	5	0	12	###
Burton RFC Ltd	4	4	0	0	20	10	10	0	16	###

5 Teams

Bridgnorth RFC
Altrincham Kersal RFC
Billingham RFC
Burnage RFC
Bromsgrove RFC

Pool 2	GP	Win	Draw	Loss	For	Against	PD	Tries	PTS
Bromsgrove RFC	4	4	0	0	20	10	10	0	16
Burnage RFC	4	3	0	1	16	11	5	0	12
Billingham RFC	4	2	0	2	12	12	0	0	8
Altrincham Kersal RFC	4	1	0	3	8	13	-5	0	4
Bridgnorth RFC	4	0	0	4	4	14	-10	0	0

Match	Team A	Score	Tries	Tries	Score	Team B
1	Pool Bromsgrove RFC	5	v	2		Altrincham Kersal RFC
2	Pool Burnage RFC	4	v	3		Billingham RFC
Break						
3	Pool Altrincham Kersal RFC	2	v	1		Bridgnorth RFC
4	Pool Billingham RFC	3	v	5		Bromsgrove RFC
Break						
5	Pool Bridgnorth RFC	1	v	3		Billingham RFC
6	Pool Bromsgrove RFC	5	v	4		Burnage RFC
Break						
7	Pool Burnage RFC	4	v	1		Bridgnorth RFC
8	Pool Billingham RFC	3	v	2		Altrincham Kersal RFC
Break						
9	Pool Bridgnorth RFC	1	v	5		Bromsgrove RFC
10	Pool Altrincham Kersal RFC	2	v	4		Burnage RFC

Working out

Group A	GP	W	D	L	PF	PA	PD	TS	PTS	Rank
Bridgnorth RFC	4	0	0	4	14	-10	0	0	0	###
Altrincham Kersal RFC	4	1	0	3	8	13	-5	0	4	###
Billingham RFC	4	2	0	2	12	12	0	0	8	###
Burnage RFC	4	3	0	1	16	11	5	0	12	###
Altrincham Kersal RFC	4	3	0	1	16	11	5	0	12	###
Bromsgrove RFC	4	4	0	0	20	10	10	0	16	###

5 Teams

Bedford Athletic RFC
Brighton RFC
Camborne RFC Ltd
Bracknell RFC
Dorking RFC

Pool 3	GP	Win	Draw	Loss	For	Against	PD	Tries	PTS
Dorking RFC	4	4	0	0	20	10	10	0	16
Bracknell RFC	4	3	0	1	16	11	5	0	12
Camborne RFC Ltd	4	2	0	2	12	12	0	0	8
Brighton RFC	4	1	0	3	8	13	-5	0	4
Bedford Athletic RFC	4	0	0	4	4	14	-10	0	0

Match	Team A	Score	Tries	Tries	Score	Team B
1	Pool Dorking RFC	5	v	2		Brighton RFC
2	Pool Bracknell RFC	4	v	3		Camborne RFC Ltd
Break						
3	Pool Brighton RFC	2	v	1		Bedford Athletic RFC
4	Pool Camborne RFC Ltd	3	v	5		Dorking RFC
Break						
5	Pool Bedford Athletic RFC	1	v	3		Camborne RFC Ltd
6	Pool Dorking RFC	5	v	4		Bracknell RFC
Break						
7	Pool Bracknell RFC	4	v	1		Bedford Athletic RFC
8	Pool Camborne RFC Ltd	3	v	2		Brighton RFC
Break						
9	Pool Bedford Athletic RFC	1	v	5		Dorking RFC
10	Pool Brighton RFC	2	v	4		Bracknell RFC

Working out

Group A	GP	W	D	L	PF	PA	PD	TS	PTS	Rank
Bedford Athletic RFC	4	0	0	4	14	-10	0	0	0	###
Brighton RFC	4	1	0	3	8	13	-5	0	4	###
Camborne RFC Ltd	4	2	0	2	12	12	0	0	8	###
Bracknell RFC	4	3	0	1	16	11	5	0	12	###
Dorking RFC	4	4	0	0	20	10	10	0	16	###

5 Teams

Brixham RFC
Camberley RFC
Banbury RFC
Drybrook RFC
Guildford RFC

Pool 4	GP	Win	Draw	Loss	For	Against	PD	Tries	PTS
Guildford RFC	4	4	0	0	20	10	10	0	16
Drybrook RFC	4	3	0	1	16	11	5	0	12
Banbury RFC	4	2	0	2	12	12	0	0	8
Camberley RFC	4	1	0	3	8	13	-5	0	4
Brixham RFC	4	0	0	4	4	14	-10	0	0

Match	Team A	Score	Tries	Tries	Score	Team B
1	Pool Guildford RFC	5	v	2		Camberley RFC
2	Pool Drybrook RFC	4	v	3		Banbury RFC
Break						
3	Pool Camberley RFC	2	v	1		Brixham RFC
4	Pool Banbury RFC	3	v	5		Guildford RFC
Break						
5	Pool Brixham RFC	1	v	3		Banbury RFC
6	Pool Guildford RFC	5	v	4		Drybrook RFC
Break						
7	Pool Drybrook RFC	4	v	1		Brixham RFC
8	Pool Banbury RFC	3	v	2		Camberley RFC
Break						
9	Pool Brixham RFC	1	v	5		Guildford RFC
10	Pool Camberley RFC	2	v	4		Drybrook RFC

Working out

Group A	GP	W	D	L	PF	PA	PD	TS	PTS	Rank
Brixham RFC	4	0	0	4	14	-10	0	0	0	###
Banbury RFC	4	1	0	3	8	13	-5	0	4	###
Camberley RFC	4	2	0	2	12	12	0	0	8	###
Banbury RFC	4	2	0	2	12	12	0	0	8	###
Drybrook RFC	4	3	0	1	16	11	5	0	12	###
Guildford RFC	4	4	0	0	20	10	10	0	16	###

Championship							
Pool 1		Pool 2		Pool 3		Pool 4	
Driffield RUFC	A	Barkers Butts RFC	D	Belsize Park RFC	G	Droitwich RFC	J
Birkenhead Park RFC	B	Belgrave RFC	E	Battersea Ironsides RFC	H	Chew Valley RFC	K
Bradford & Bingley RFC	C	Buckingham RUFC	F	Amersham & Chiltern RFC	I	Bridgwater & Albion RFC	L
Dronfield RUFC	C	Ipswich RFC	F	Beaconsfield RFC	I	Crediton RFC	L

North Plate/Shield											
Pocklington RUFC	A	Bowdon RUFC	B	Glossop RFC	C	Camp Hill RFC	D	Coalville RFC	E	Norwich RFC	F
Malton and Norton RUFC	A	Broughton Park FC	B	Heath RUFC	C	Kidderminster Carolians RFC	D	Leicester Forest RFC	E	Old Northamptonians RFC	F
Scarborough RFC	A	Douglas (I.O.M.) RFC	B	Huddersfield YMCA RUFC	C	Leek RFC Ltd	D	Lutterworth RFC	E	Olney RFC	F
West Hartlepool RFC	A	Kendal RFC	B	Market Rasen & Louth RUFC	C	Ludlow RFC	D	Market Bosworth RFC	E	Peterborough RUFC	F
Durham City RFC	A	Keswick RFC	B	Matlock RUFC	C	Old Halesonians RFC	D	Market Harborough RUFC	E	Shelford Rugby Club	F
Percy Park RFC	A	Leigh RUFC	B	Morley RFC	C	Stafford RUFC	D	Melbourne RFC	E	Southwold RFC	F
Consett & District RFC	A	Manchester Rugby Club	B	Old Brodleians RUFC	C	Stoke on Trent RUFC Ltd	D	Newbold on Avon RFC	E	Sudbury RFC	F
Middlesbrough RUFC	A	Penrith RFC	B	Old Crossleyans RUFC	C	Stourbridge Lions RFC	D	Nuneaton Old Edwardians RFC	E	Towcestrians RFC	F
Northern FC	A	Vale of Lune RUFC	B	Rochdale RUFC	C	Sutton Coldfield RFC	D	Oadby Wyggestonian RFC	E	Wellingborough RFC	F
Beverley RUFC	A	Warrington RUFC	B	Stockport RUFC	C	Whitchurch RFC	D	Rugby Lions RFC	E	Wymondham RFC	F
South Shields Westoe RFC	A	Wilmslow RUFC	B			Wolverhampton RUFC Ltd	D	West Bridgford RFC	E		

South Plate/Shield											
Brentwood RFC	G	Beckenham RFC	H	Farnham RUFC	I	Cheltenham RFC	J	Chichester RFC	K	Devonport Services RFC	L
Charlton Park RFC	G	Chiswick RFC	H	Grove RFC	I	Hereford RFC	J	Chippenham RFC	K	Kingsbridge RFC	L
Chingford RFC	G	Cobham Rugby Football Club Limited	H	Harpندن RFC	I	Malvern RFC	J	Cleve RFC	K	Newton Abbot RFC	L
Dartfordians RFC	G	Hammersmith & Fulham RFC	H	Leighton Buzzard RFC	I	Matson RFC	J	Eastleigh RFC	K	North Petherton RFC	L
Eton Manor RFC	G	Haywards Heath RFC	H	Marlow Rugby Union Football Club	I	Newent RFC	J	Frome RFC	K	Sherborne RFC	L
H.A.C. RFC	G	Horsham RUFC	H	Oxford Harlequins RFC	I	Old Patesians RFC	J	Keynsham RFC	K	Sidmouth RFC	L
Hampstead RFC	G	KCS Old Boys RFC	H	Reading Abbey RFC	I	Shipston on Stour RFC	J	Marlborough RFC	K	St Austell RFC	L
Old Colfeians RFC	G	London Cornish RFC	H	Ruislip RFC	I	Stratford Upon Avon RFC	J	Midsomer Norton RFC	K	Teignmouth RFC	L
Southend RFC	G	London Welsh Rugby Club	H	Swindon College Old Boys RFC	I	Stroud RFC	J	Salisbury RFC	K	Wellington RFC	L
Thurrock RFC	G	Old Alleynians RFC	H	Windsor RFC	I	Witney RFC	J	Trowbridge RFC	K	Wimborne RFC	L
Woodford Rugby Club Limited	G	Old Priorians RFC	H			Worcester RFC	J	Winchester RFC Ltd	K		

4 Teams

Driffield RUFC
Birkenhead Park RFC
Bradford & Bingley RFC
Dronfield RUFC

Match	Team A	Score	Tries	Tries	Score	Team B
1	Pool Driffield RUFC	1		v	2	Birkenhead Park RFC
2	Pool Bradford & Bingley RFC	3		v	4	Dronfield RUFC
Break						
3	Pool Driffield RUFC	3		v	3	Bradford & Bingley RFC
4	Pool Birkenhead Park RFC	2		v	4	Dronfield RUFC
Break						
5	Pool Driffield RUFC	1		v	4	Dronfield RUFC
6	Pool Birkenhead Park RFC	2		v	3	Bradford & Bingley RFC

4 Teams

Barkers Butts RFC
Belgrave RFC
Buckingham RUFC
Ipswich RFC

Match	Team A	Score	Tries	Tries	Score	Team B
1	Pool Barkers Butts RFC	1		v	2	Belgrave RFC
2	Pool Buckingham RUFC	3		v	4	Ipswich RFC
Break						
3	Pool Barkers Butts RFC	3		v	3	Buckingham RUFC
4	Pool Belgrave RFC	2		v	4	Ipswich RFC
Break						
5	Pool Barkers Butts RFC	1		v	4	Ipswich RFC
6	Pool Belgrave RFC	2		v	3	Buckingham RUFC

4 Teams

Belsize Park RFC
Battersea Ironsides RFC
Amersham & Chiltern RFC
Beaconsfield RFC

Match	Team A	Score	Tries	Tries	Score	Team B
1	Pool Belsize Park RFC	1		v	2	Battersea Ironsides RFC
2	Pool Amersham & Chiltern RFC	3		v	4	Beaconsfield RFC
Break						
3	Pool Belsize Park RFC	3		v	3	Amersham & Chiltern RFC
4	Pool Battersea Ironsides RFC	2		v	4	Beaconsfield RFC
Break						
5	Pool Belsize Park RFC	1		v	4	Beaconsfield RFC
6	Pool Battersea Ironsides RFC	2		v	3	Amersham & Chiltern RFC

4 Teams

Droitwich RFC
Chew Valley RFC
Bridgwater & Albion RFC
Crediton RFC

Match	Team A	Score	Tries	Tries	Score	Team B
1	Pool Droitwich RFC	1		v	2	Chew Valley RFC
2	Pool Bridgwater & Albion RFC	3		v	4	Crediton RFC
Break						
3	Pool Droitwich RFC	3		v	3	Bridgwater & Albion RFC
4	Pool Chew Valley RFC	2		v	4	Crediton RFC
Break						
5	Pool Droitwich RFC	1		v	4	Crediton RFC
6	Pool Chew Valley RFC	2		v	3	Bridgwater & Albion RFC

North	GP	Win	Draw	Loss	For	Against	PD	Tries	PTS
Dronfield RUFC	3	3	0	0	12	6	6	0	12
Bradford & Bingley RFC	3	1	1	1	9	9	0	0	6
Birkenhead Park RFC	3	1	0	2	6	8	-2	0	4
Driffield RUFC	3	0	1	2	5	9	-4	0	2

Midlands	GP	Win	Draw	Loss	For	Against	PD	Tries	PTS
Ipswich RFC	3	3	0	0	12	6	6	0	12
Buckingham RUFC	3	1	1	1	9	9	0	0	6
Belgrave RFC	3	1	0	2	6	8	-2	0	4
Barkers Butts RFC	3	0	1	2	5	9	-4	0	2

South East	GP	Win	Draw	Loss	For	Against	PD	Tries	PTS
Beaconsfield RFC	3	3	0	0	12	6	6	0	12
Amersham & Chiltern RFC	3	1	1	1	9	9	0	0	6
Battersea Ironsides RFC	3	1	0	2	6	8	-2	0	4
Belsize Park RFC	3	0	1	2	5	9	-4	0	2

South West	GP	Win	Draw	Loss	For	Against	PD	Tries	PTS
Crediton RFC	3	3	0	0	12	6	6	0	12
Bridgwater & Albion RFC	3	1	1	1	9	9	0	0	6
Chew Valley RFC	3	1	0	2	6	8	-2	0	4
Droitwich RFC	3	0	1	2	5	9	-4	0	2

Semi Finals

Final

North Winner

A	Dronfield RUFC	W
	Ipswich RFC	


Midlands Winner

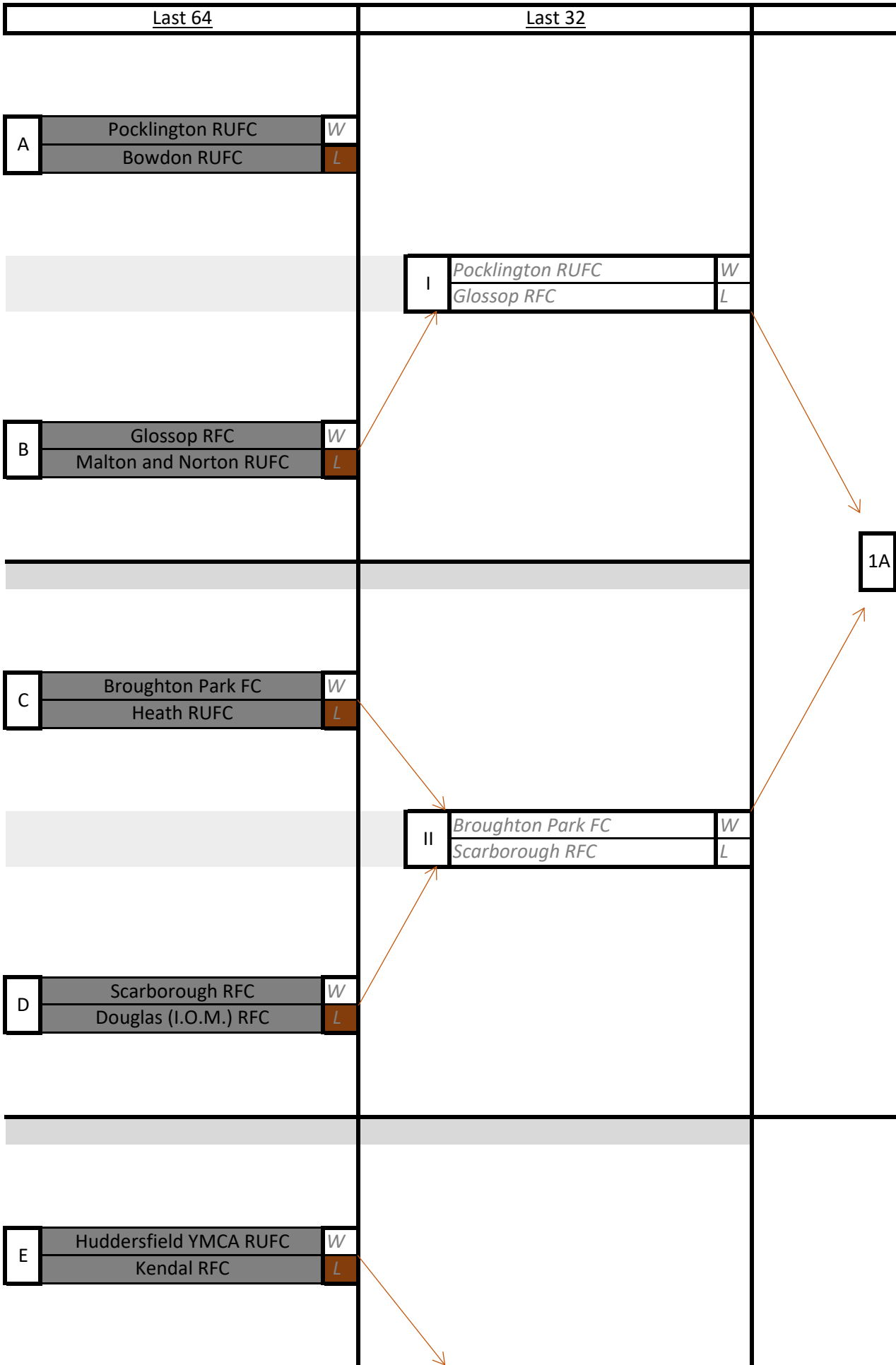
Final	Dronfield RUFC	W
	Beaconsfield RFC	

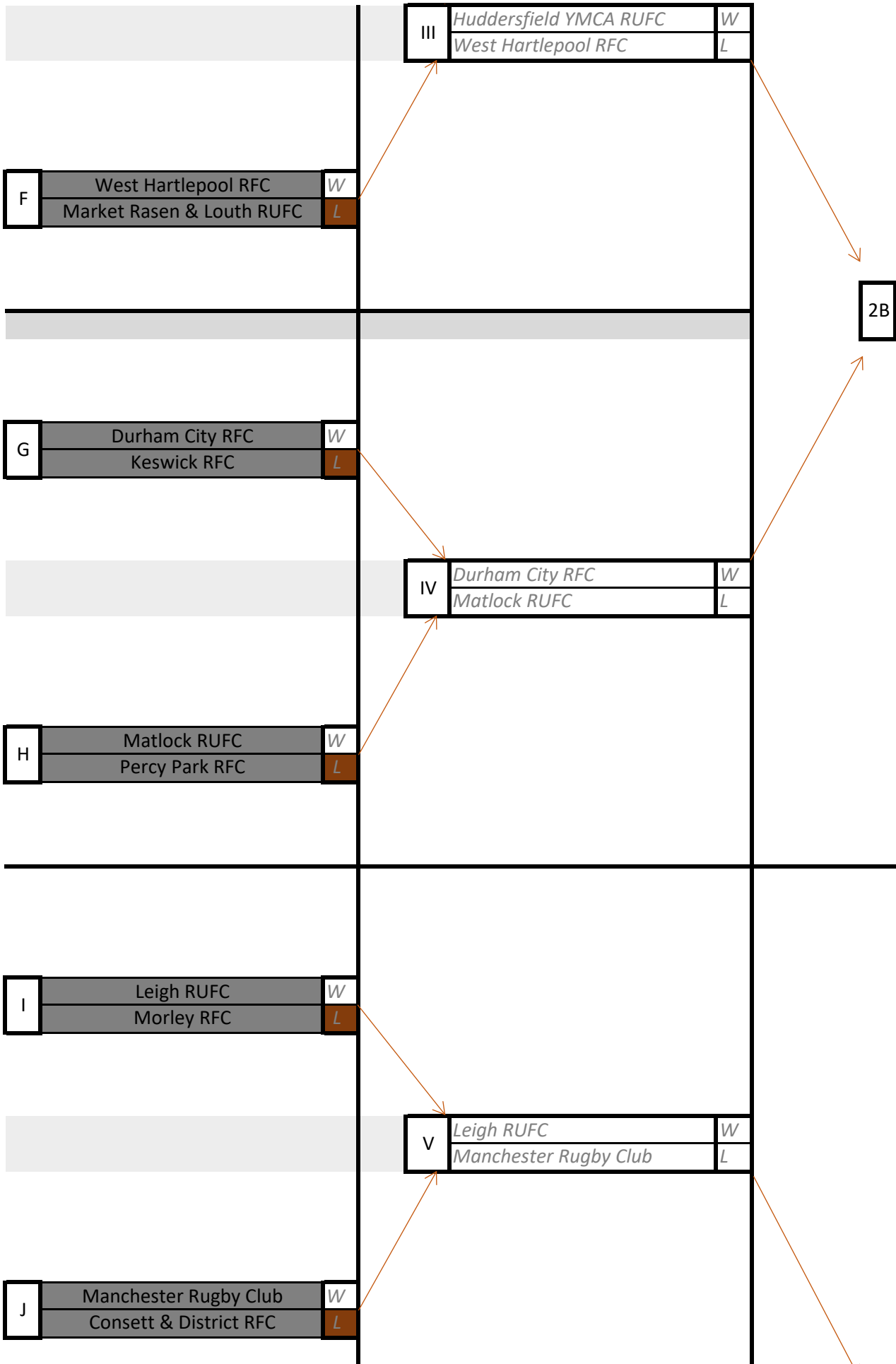
South East Winner

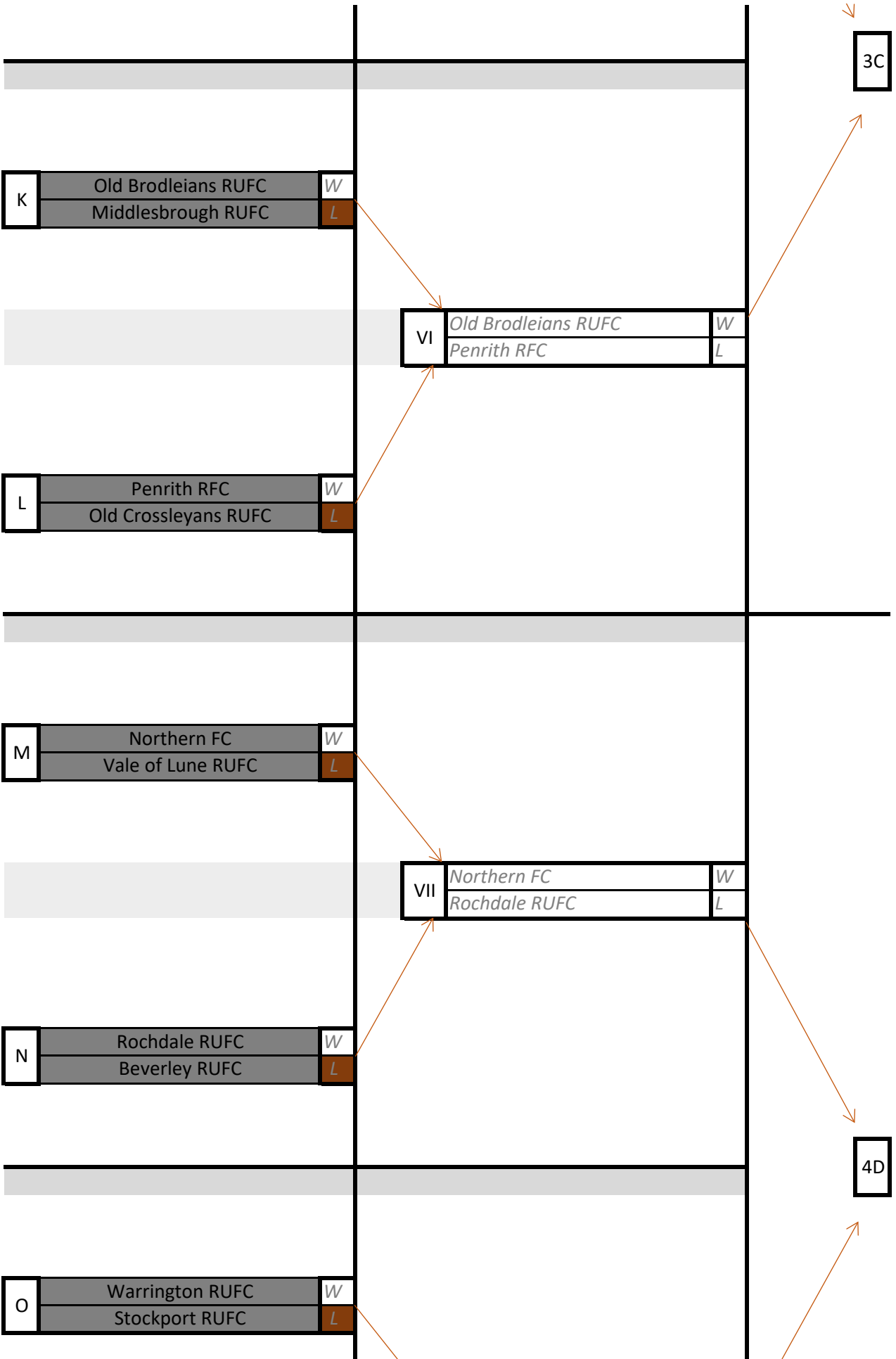
B	Beaconsfield RFC	W
	Crediton RFC	

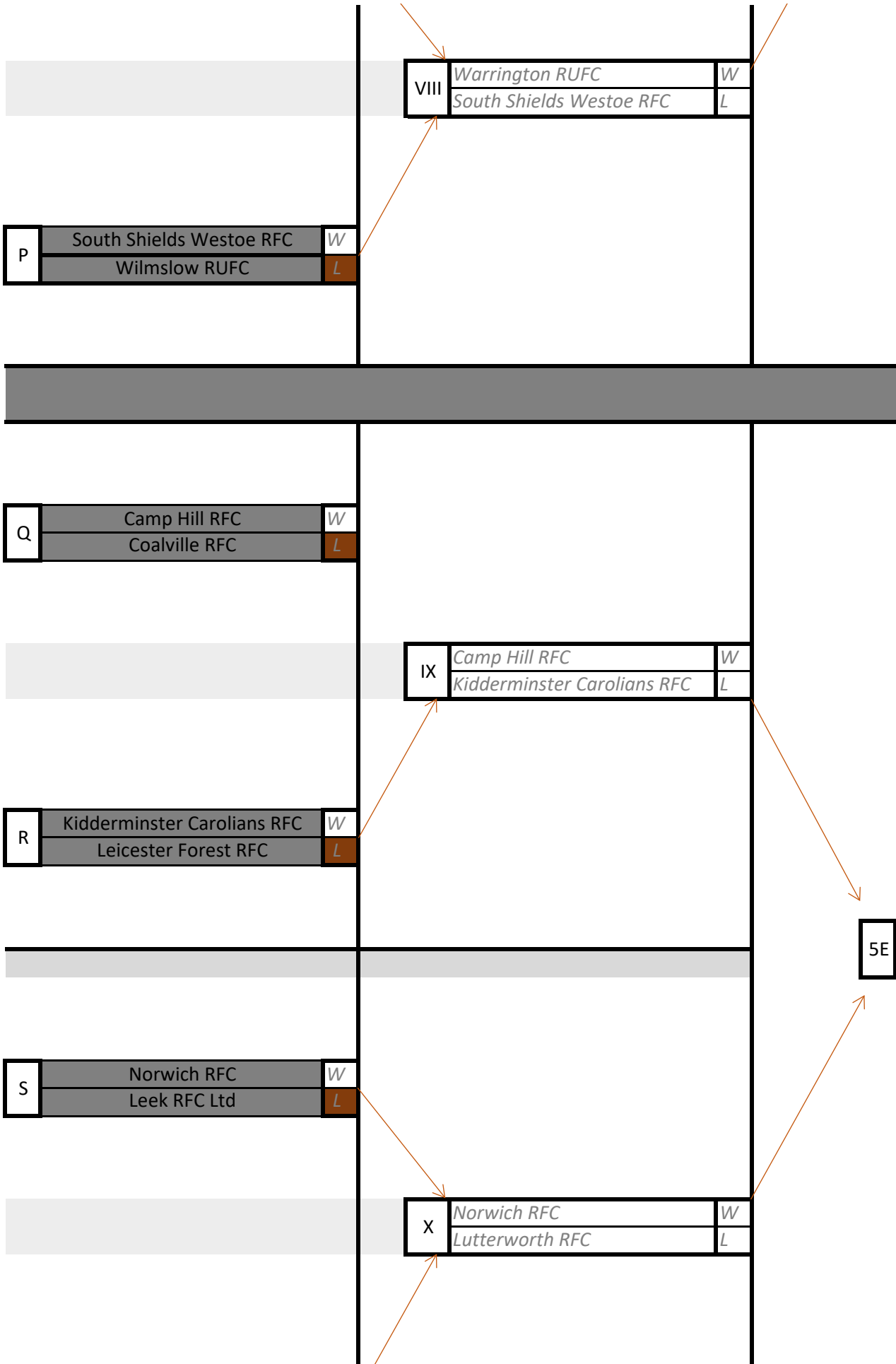
South West Winner











T	Lutterworth RFC	W
	Old Northamptonians RFC	L

U	Ludlow RFC	W
	Market Bosworth RFC	L

XI	Ludlow RFC	W
	Olney RFC	L

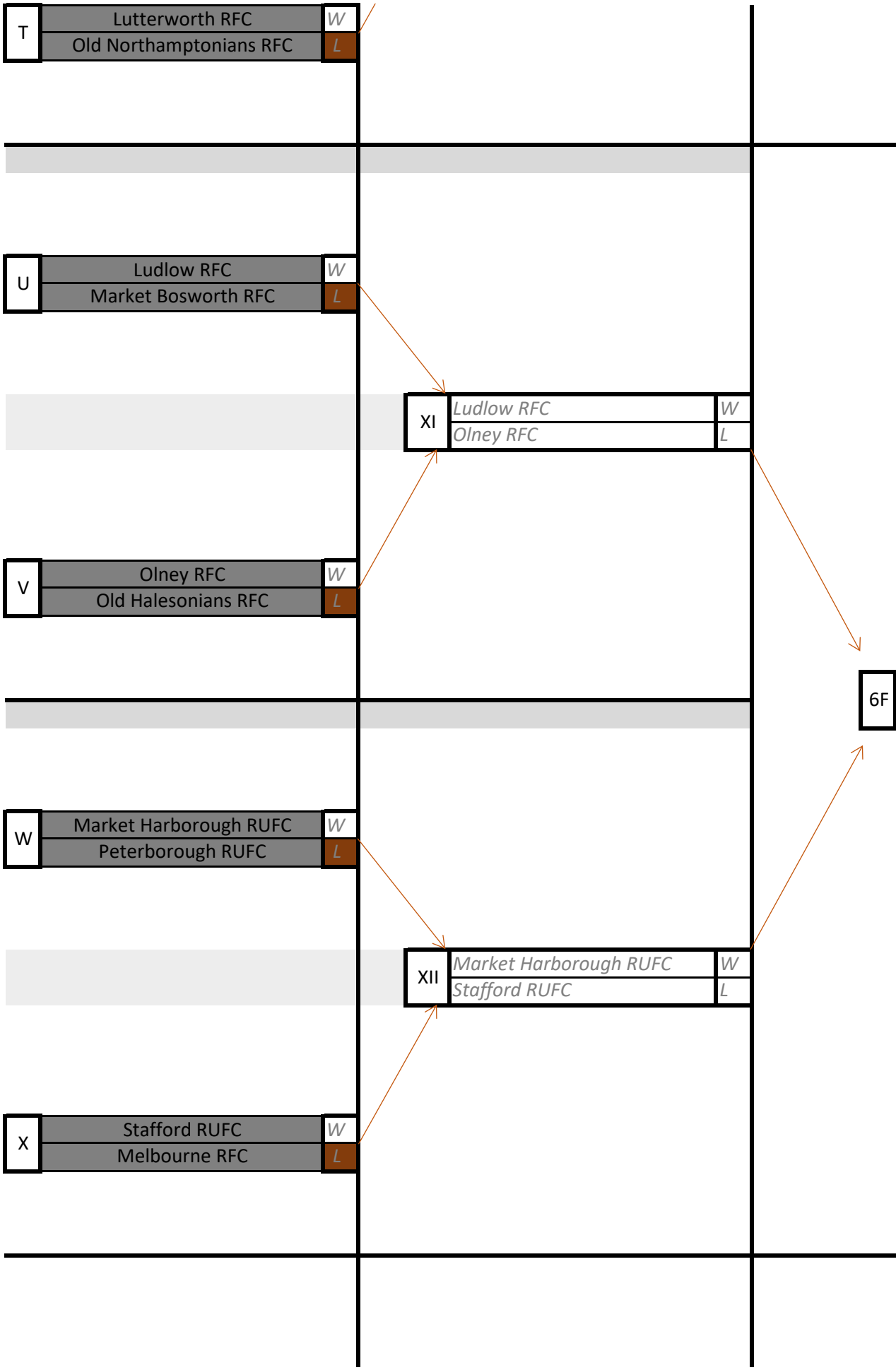
V	Olney RFC	W
	Old Halesonians RFC	L

W	Market Harborough RUFC	W
	Peterborough RUFC	L

XII	Market Harborough RUFC	W
	Stafford RUFC	L

X	Stafford RUFC	W
	Melbourne RFC	L

6F



Y	Shelford Rugby Club	W
	Stoke on Trent RUFC Ltd	L

XIII	<i>Shelford Rugby Club</i>	W
	<i>Newbold on Avon RFC</i>	L

Z	Newbold on Avon RFC	W
	Southwold RFC	L

AA	Stourbridge Lions RFC	W
	Nuneaton Old Edwardians RFC	L

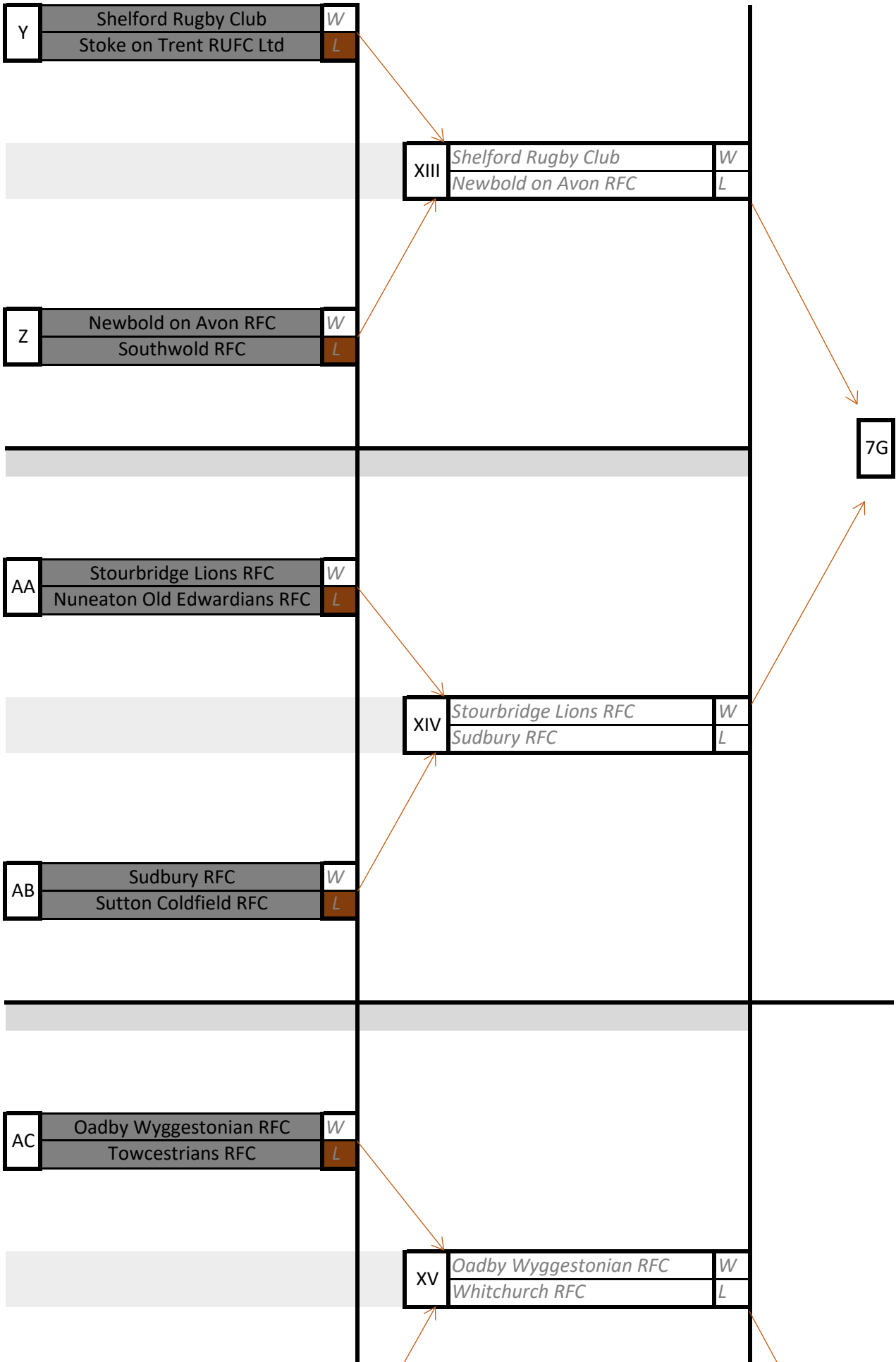
XIV	<i>Stourbridge Lions RFC</i>	W
	<i>Sudbury RFC</i>	L

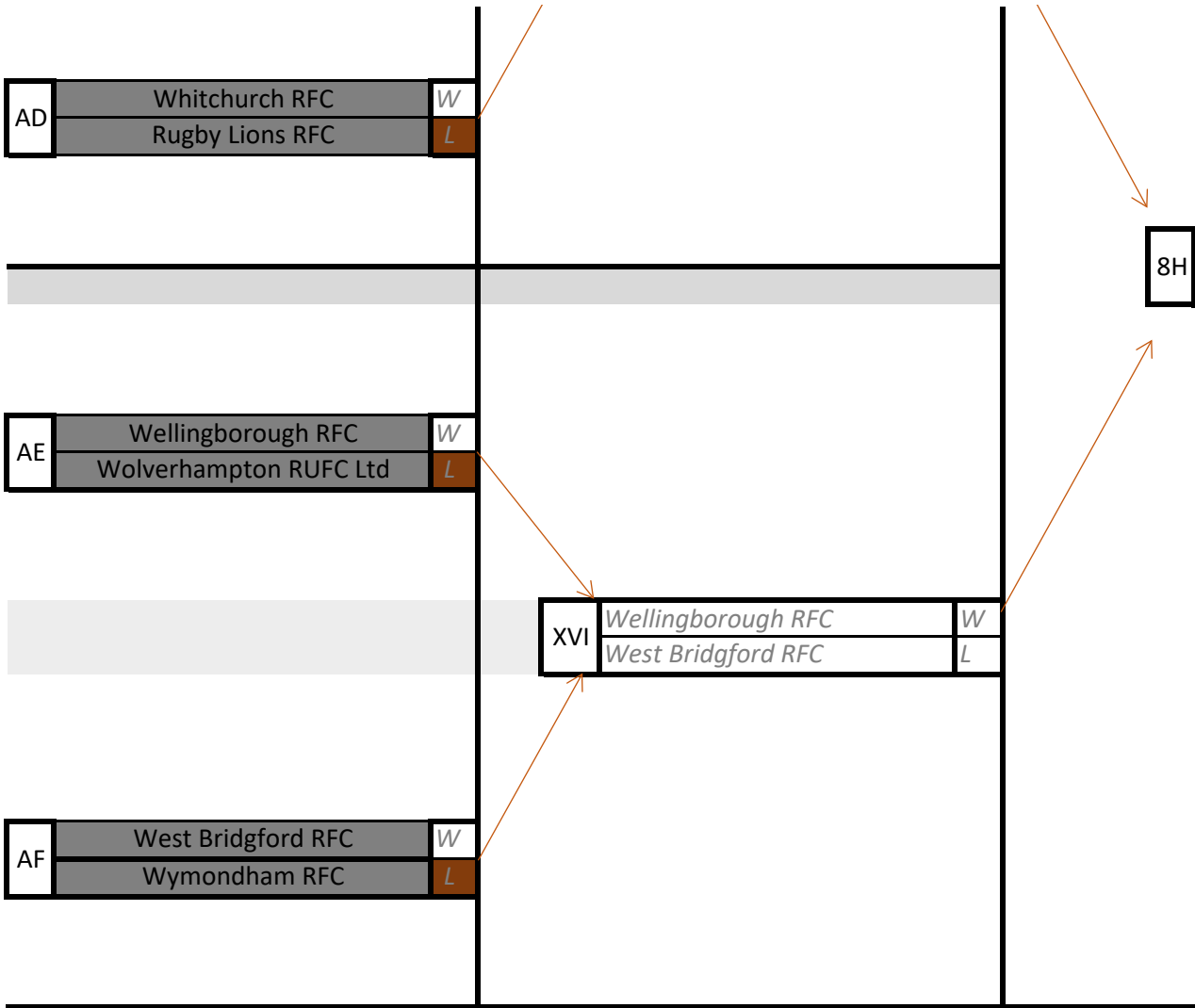
AB	Sudbury RFC	W
	Sutton Coldfield RFC	L

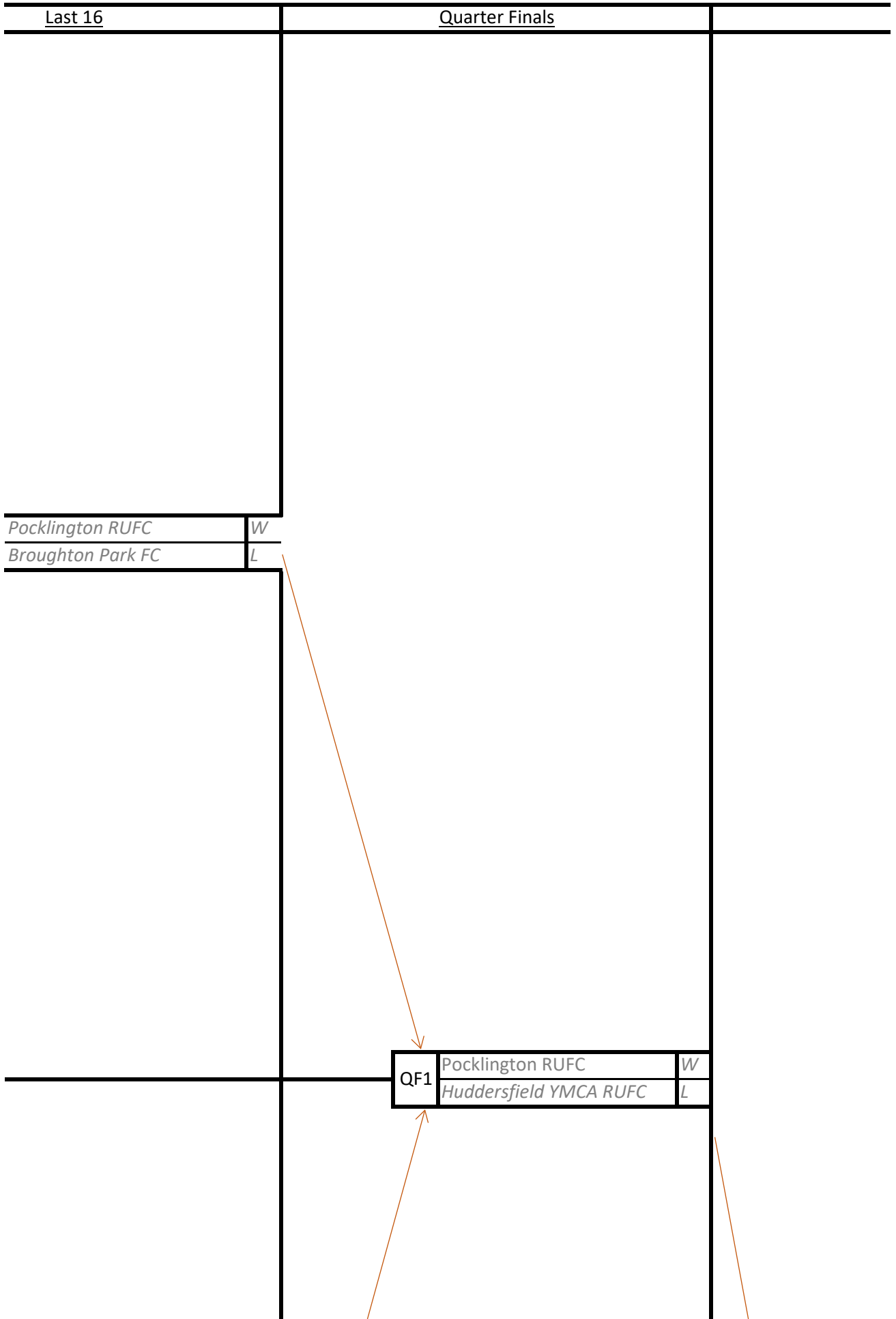
AC	Oadby Wyggestonian RFC	W
	Towcestrians RFC	L

XV	<i>Oadby Wyggestonian RFC</i>	W
	<i>Whitchurch RFC</i>	L


7G







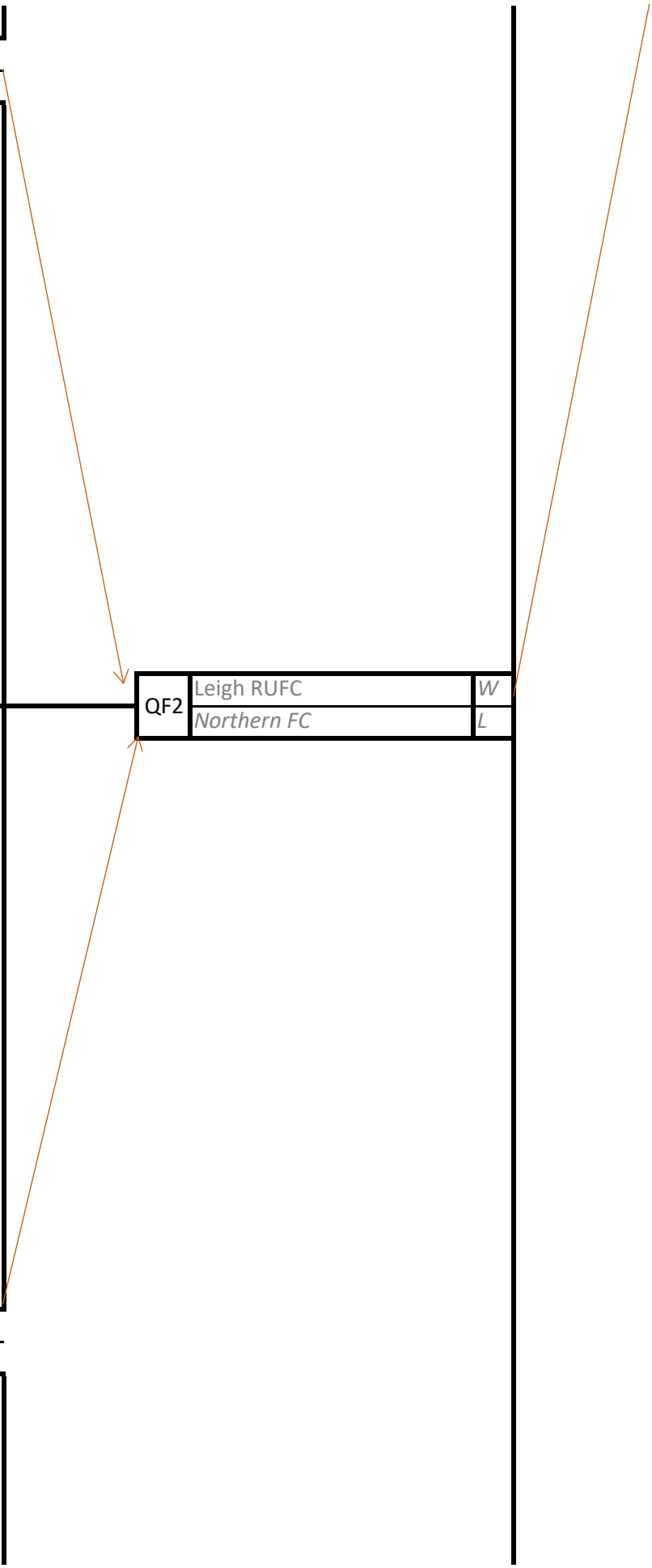
<i>Huddersfield YMCA RUFC</i>	<i>W</i>
<i>Durham City RFC</i>	<i>L</i>

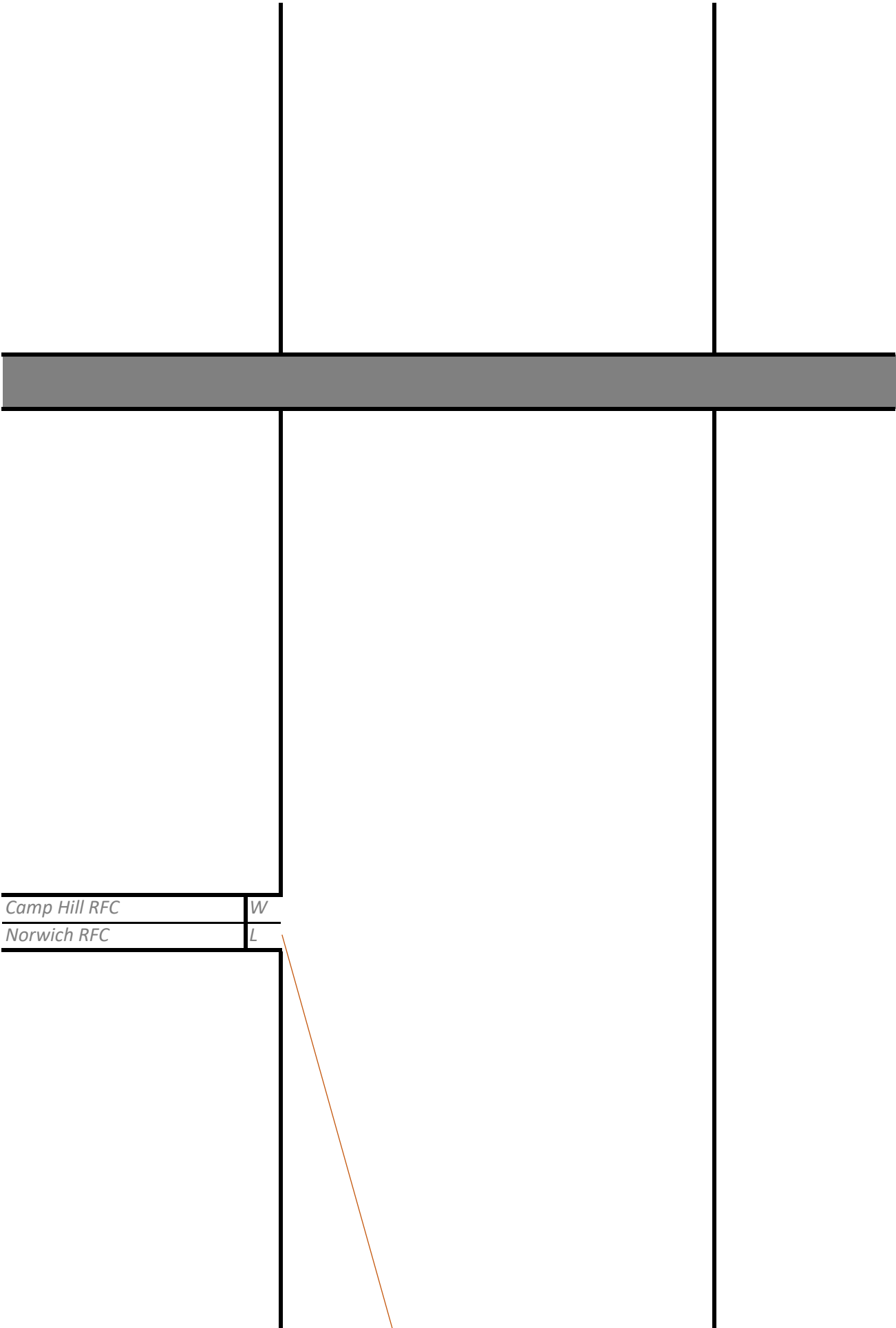


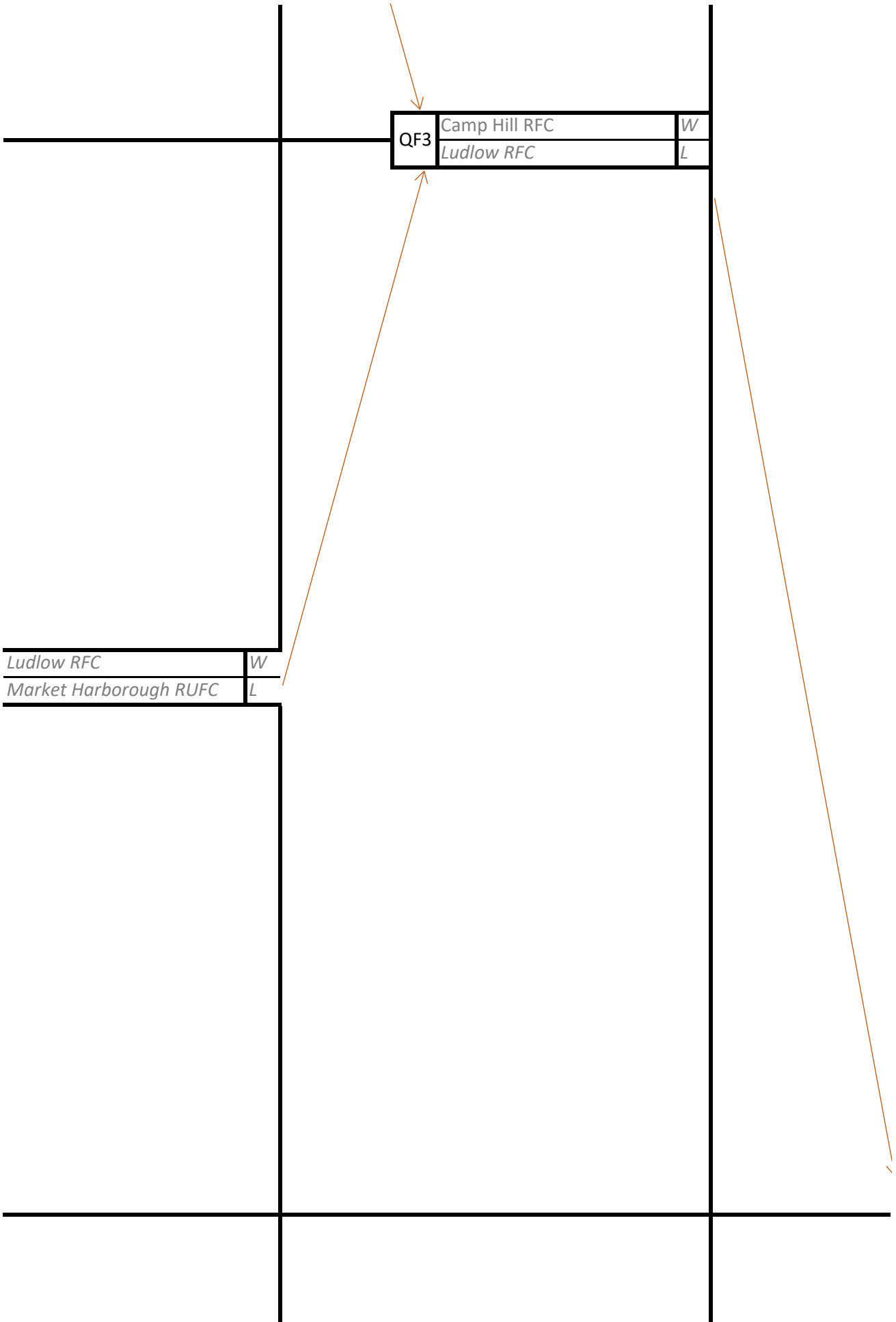
<i>Leigh RUFC</i>	<i>W</i>
<i>Old Brodleians RUFC</i>	<i>L</i>

<i>Northern FC</i>	<i>W</i>
<i>Warrington RUFC</i>	<i>L</i>

QF2	<i>Leigh RUFC</i>	<i>W</i>
	<i>Northern FC</i>	<i>L</i>

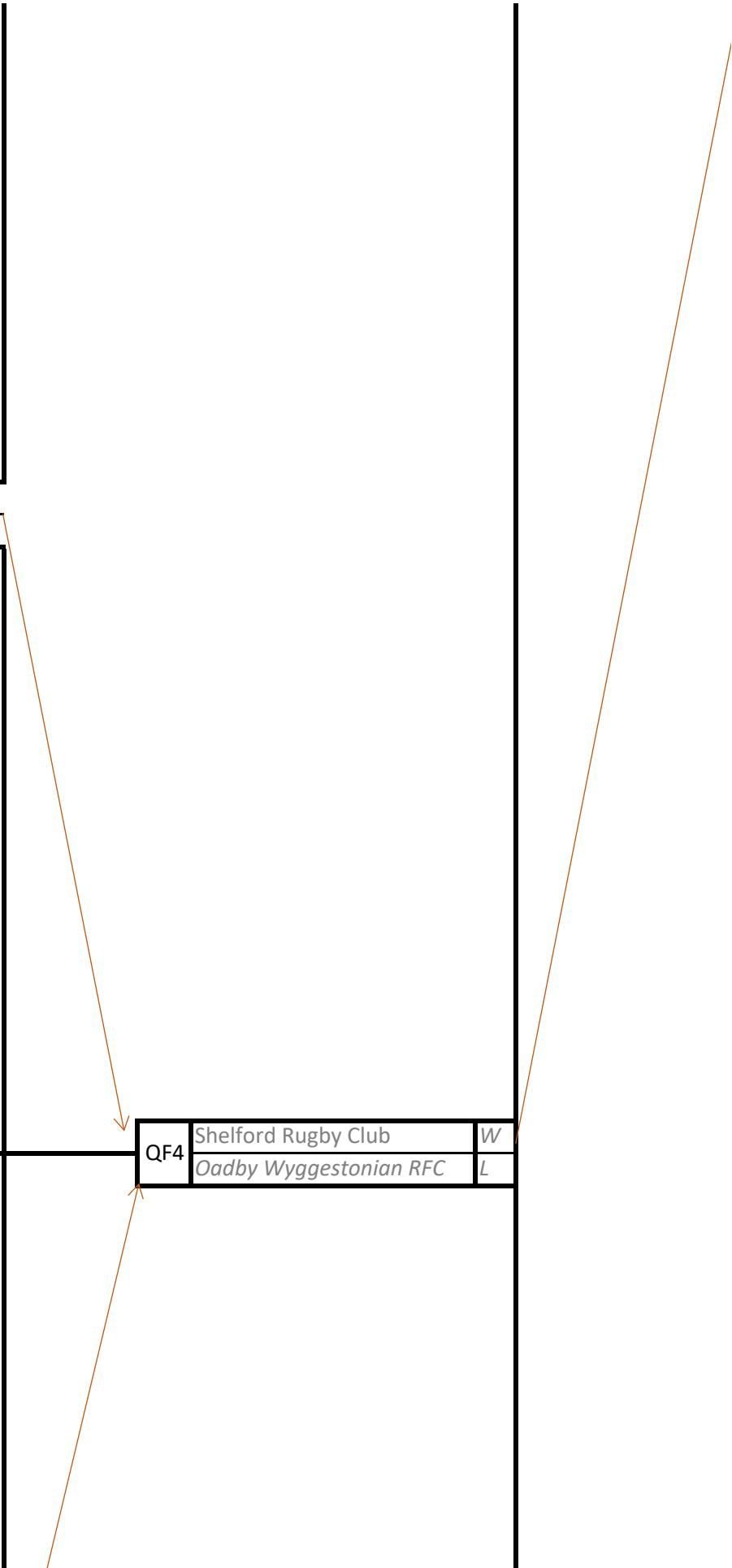






<i>Shelford Rugby Club</i>	<i>W</i>
<i>Stourbridge Lions RFC</i>	<i>L</i>

QF4	<i>Shelford Rugby Club</i>	<i>W</i>
	<i>Oadby Wyggestonian RFC</i>	<i>L</i>




<i>Oadby Wyggestonian RFC</i>	<i>W</i>
<i>Wellingborough RFC</i>	<i>L</i>

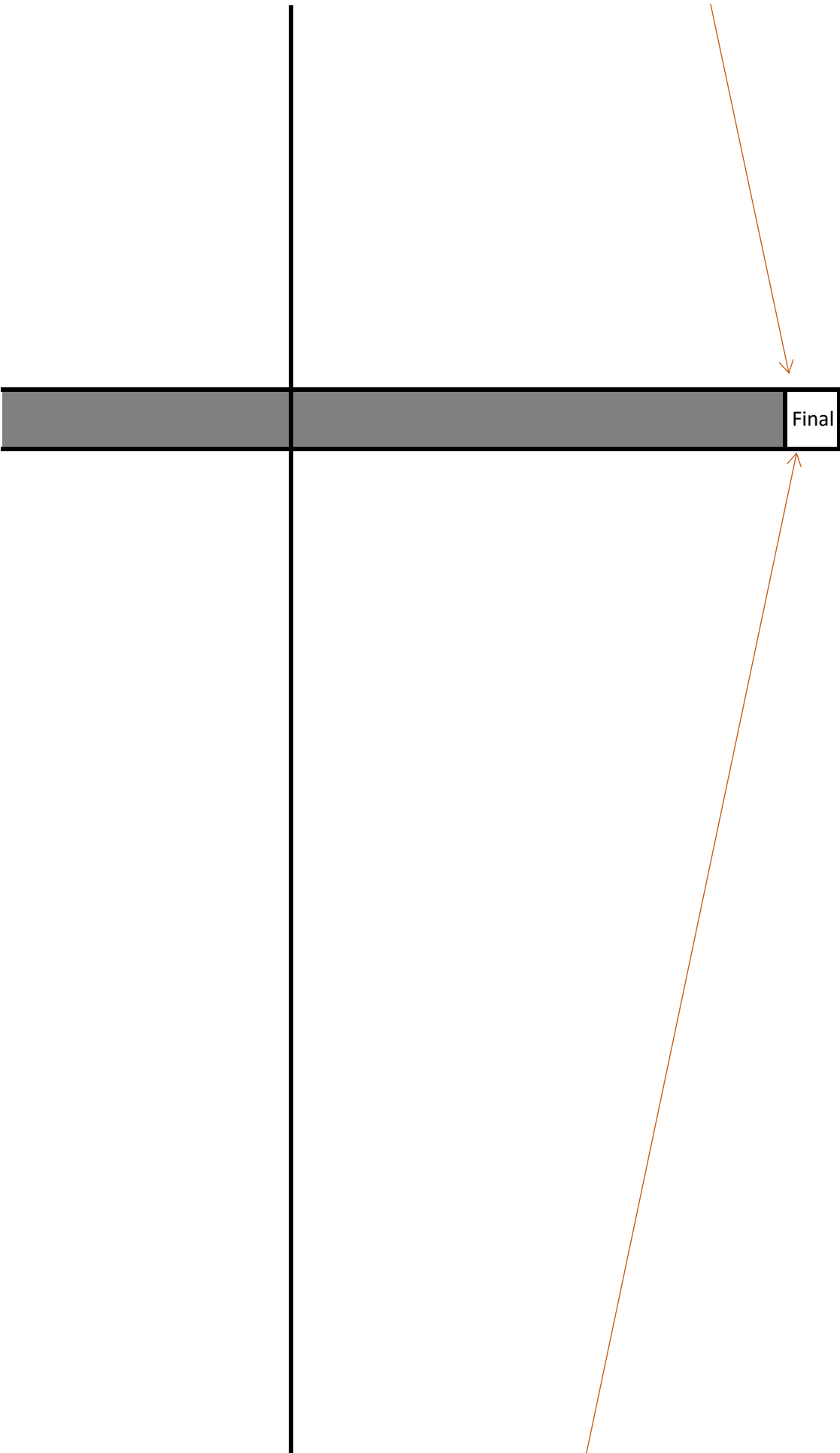


Semi Finals


Final

SF1	<i>Pocklington RUFC</i>	W
SF1	<i>Leigh RUFC</i>	L






SF2	<i>Camp Hill RFC</i>	W
	<i>Shelford Rugby Club</i>	L




/

|





<i>Pocklington RUFC</i>	<i>W</i>
<i>Camp Hill RFC</i>	<i>L</i>



<u>Last 32</u>			<u>Last 16</u>		
I	Bowdon RUFC	W	1A	Bowdon RUFC	W
	Malton and Norton RUFC	L		Heath RUFC	L
II	Heath RUFC	W	2B	Kendal RFC	W
	Douglas (I.O.M.) RFC	L		Keswick RFC	L
III	Kendal RFC	W	3C	Morley RFC	W
	Market Rasen & Louth RUFC	L		Middlesbrough RUFC	L
IV	Keswick RFC	W	4D	Vale of Lune RUFC	W
	Percy Park RFC	L		Stockport RUFC	L
V	Morley RFC	W	VIII	Stockport RUFC	W
	Consett & District RFC	L		Wilmslow RUFC	L
VI	Middlesbrough RUFC	W			
	Old Crossleyans RUFC	L			
VII	Vale of Lune RUFC	W			
	Beverley RUFC	L			

IX	Coalville RFC Leicester Forest RFC	W L
5E	Coalville RFC Leek RFC Ltd	W L
X	Leek RFC Ltd Old Northamptonians RFC	W L
XI	Market Bosworth RFC Old Halesonians RFC	W L
6F	Market Bosworth RFC Peterborough RUFC	W L
XII	Peterborough RUFC Melbourne RFC	W L
XIII	Stoke on Trent RUFC Ltd Southwold RFC	W L
7G	Stoke on Trent RUFC Ltd Nuneaton Old Edwardians RFC	W L
XIV	Nuneaton Old Edwardians RFC Sutton Coldfield RFC	W L
XV	Towcestrians RFC Rugby Lions RFC	W L
8H	Towcestrians RFC Wolverhampton RUFC Ltd	W L
XVI	Wolverhampton RUFC Ltd Wymondham RFC	W L



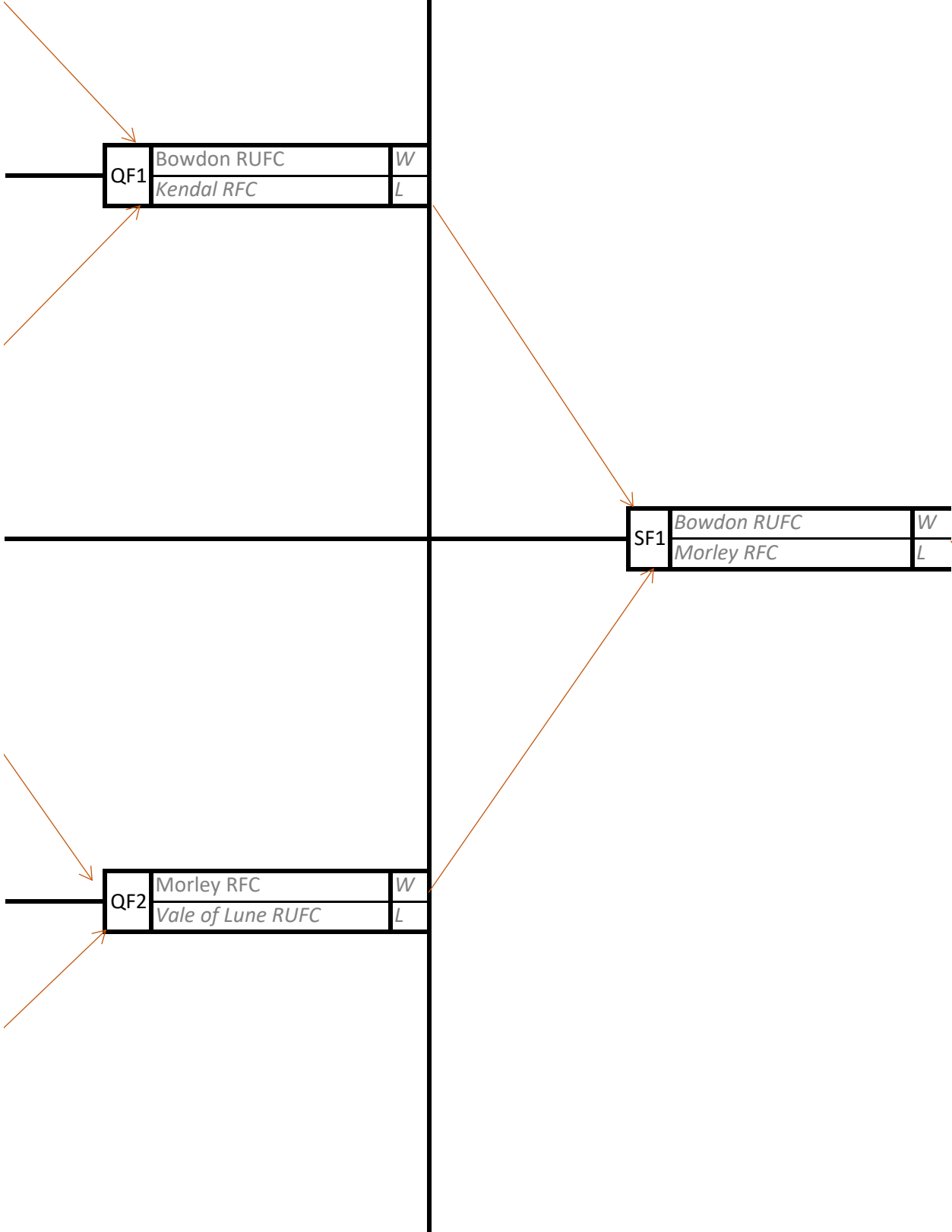
Quarter Finals

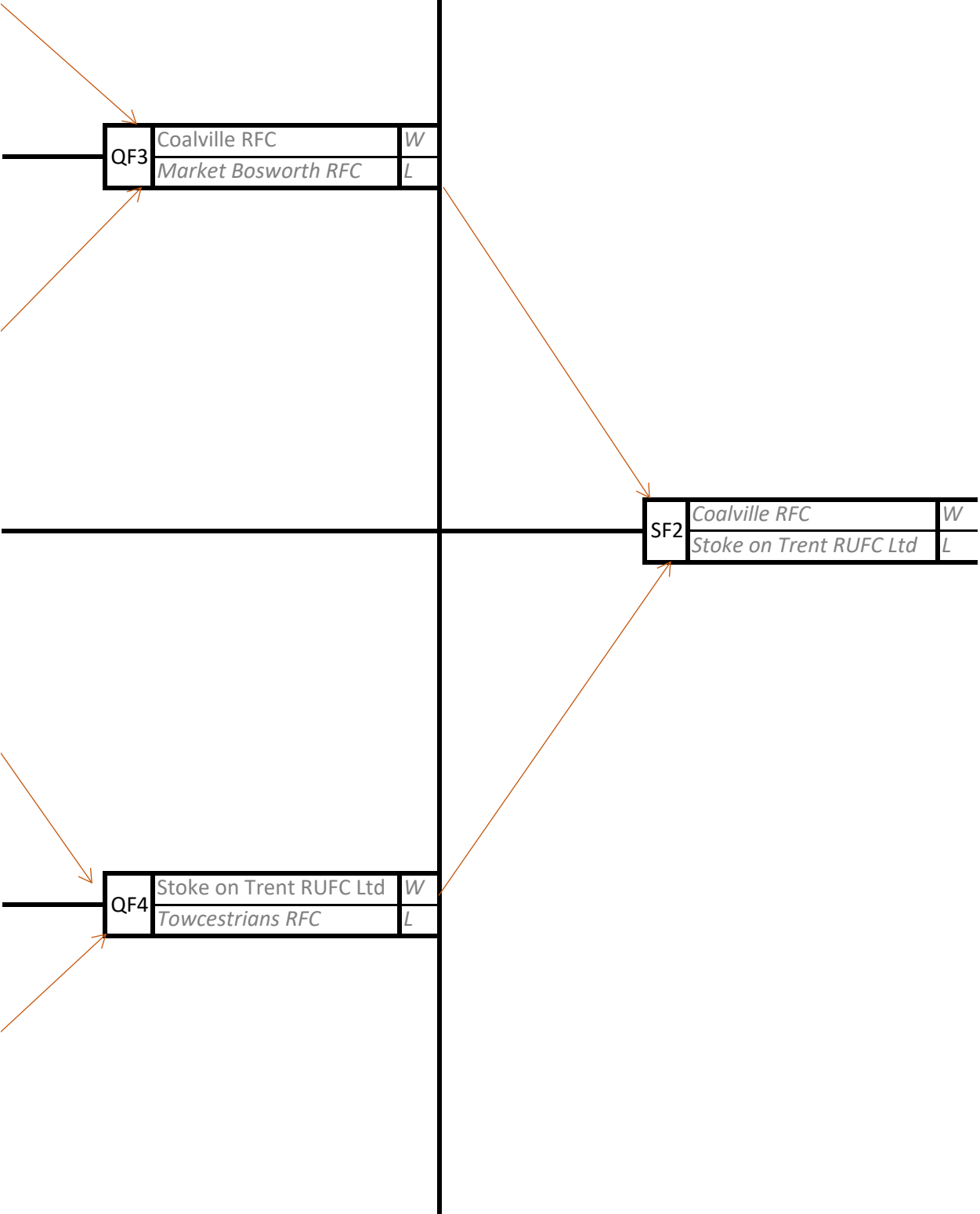
Semi Finals

QF1	Bowdon RUFC	W
	Kendal RFC	L

SF1	Bowdon RUFC	W
	Morley RFC	L


QF2	Morley RFC	W
	Vale of Lune RUFC	L








Final



	Final	Bowdon RUFC	W
		Coalville RFC	L





Pool 1		Pool 2		Pool 3	
Acklam RUFC	A	Barnard Castle RUFC	B	Ashbourne RUFC	E
Bradford Salem RFC	B	Gateshead RFC	A	Crewe & Nantwich RUFC	F
Aspatia RUFC	C	Aldwinians	D	Bugbrooke RUFC	G
Anselmians RUFC	D	Aspull RFC	C	Diss RFC	H

North Region					
Guisborough RUFC	A	Bridlington RUFC	B	Burnley	C
Hartlepool Rovers RFC	A	Goole RFC	B	Fleetwood	C
Horden and Peterlee RFC	A	Hullensians RUFC	B	Southport RFC	C
Medicals RFC	A	Keighley RUFC	B	Tarleton RFC	C
North Shields RFC	A	Leodiensian RUFC	B	Ormskirk	C
Novocastrians RFC	A	Old Rishworthian RUFC	B	Wigan	C
Ponteland RFC	A	Pontefract RUFC	B	St Benedicts RFC	C
Stockton RFC	A	Roundhegians RFC	B	Orrell RUFC	C
Sunderland RFC	A	Selby RUFC	B	Cockermouth RFC	C
Whitley Bay Rockcliff RFC	A	West Leeds RUFC	B	Wigton RFC	C

Midlands Region					
Ashby RFC	E	Longton RFC	F	Berkswell & Balsall RFC	G
Dinnington RFC	E	Moseley Oak RFC	F	Leamington RUFC	G
Ilkeston RUFC	E	Newcastle (Staffs) RUFC Ltd	F	Long Buckby RFC	G
Lincoln RFC	E	Old Saltleians RFC	F	Northampton Casuals RFC	G
Long Eaton RFC	E	Shrewsbury RFC	F	Northampton Old Scouts RFC	G
Loughborough RFC	E	Silhillians RUFC	F	Old Coventrians RFC	G
Mellish RFC	E	Spartans (Midlands) RUFC	F	Old Laurentians RFC	G
Newark RUFC	E	Tamworth RUFC	F	Pinley RFC	G
Nottingham Casuals RFC	E	Uttoxeter RFC	F	Rugby St Andrews RFC	G
Southwell RFC	E	Walsall RFC Ltd	F	Southam RFC	G

South East Region					
Chesham RUFC	I	Chelmsford RFC	J	Grasshoppers RFC	K
Chinnor III	I	Enfield Ignatians RFC	J	London Exiles RFC	K
Fullerians RFC	I	Hackney RFC	J	Newbury II	K
Emel Hempstead (Camelot) RF	I	Harlow RFC	J	Old Emanuel RFC	K
High Wycombe RFC	I	Old Streetonians RFC	J	Old Tiffinians RFC	K
Letchworth Garden City RFC	I	Romford & Gidea Park RFC	J	Old Tonbridgians RFC	K
Luton RFC	I	Saffron Walden RFC	J	Reading RFC	K
Milton Keynes RUFC	I	South Woodham Ferrers RFC	J	Reeds Weybridge RFC	K
Stevenage Town RFC	I	Upminster RFC	J	Thatcham RFC	K
Welwyn RFC	I	Wanstead RFC	J	Twickenham RFC	K

South West Region					
Cheltenham North RFC	M	Bristol Saracens RFC	N	Avonvale RFC	O
Chipping Norton RFC	M	Burnham-on-Sea RFC	N	Dorchester RFC	O
Chosen Hill Former Pupils RFC	M	Chipping Sodbury RFC	N	Dorset Dockers RFC	O
Evesham RFC	M	Combe Down RFC	N	Melksham RFC	O
Gosford All Blacks RFC	M	Gordano RFC	N	North Dorset RFC	O

Longlevens RFC	M	Nailsea & Backwell RFC	N	Swanage & Wareham RFC	O
Longlevens RFC	M	Nailsea & Backwell RFC	N	Swindon RFC	O
Stow-on-the-Wold & District RFC	M	Old Bristolians RFC	N	Tottonians RFC Ltd	O
Wallingford RFC	M	Walcot RFC	N	Weymouth & Portland RFC	O
Witney II	M	Winscombe RFC	N	Yeovil Rugby Club	O

Pool 4		Pool 5		Pool 6		Pool 7	
Burntwood Rugby Club	F	Aylesbury RFC	I	Datchworth RFC	J	Coney Hill RFC	M
Ashfield RUFC	E	King Upper Clapton	J	Bicester RFC	I	Barton Hill RFC	N
Cantabrigian RFC	H	Chobham RFC	K	Beccehamian RFC	L	Corsham RFC	O
Earlsdon RFC	G	Crowborough RFC	L	Old Cranleigh RFC	K	Chard RFC	P

Bolton RUFC	D
De La Salle (Salford) RUFC	D
Didsbury Toc H	D
Eccles RFC	D
Liverpool Collegiate	D
Liverpool St Helens	D
Oldham	D
West Park (St Helens)	D
Widnes	D
Winnington Park RFC	D

Bourne RUFC	H
Cantabrigian RFC	H
Holt RFC	H
Melton Mowbray RFC	H
Oakham RFC	H
Stamford Rugby	H
Stamford Rugby	H
Stowmarket RUFC	H
Vipers RFC	H
West Norfolk RUFC	H

Ashford RFC	L
Bromley RFC	L
Deal & Betteshanger RFC	L
Dover RFC	L
Folkestone RFC	L
Gravesend RFC	L
Hove RFC	L
Maidstone FC	L
Old Reigatian RFC	L
Thanet Wanderers RUFC	L

Cullompton RFC	P
Falmouth RFC	P
Honiton RFC	P
Paignton RFC Limited	P
Penryn RFC	P

Saltash RFC	P
Tiverton RFC	P
Truro RFC	P
Wadebridge Camels RFC	P
Wiveliscombe RFC	P

Pool 8	
Avonmouth Old Boys RFC	N
Didcot RFC	M
Bideford RFC	P
Devizes RFC	O

4 Teams

Acklam RFC
Bradford Salem RFC
Aspatria RFC
Anselmians RFC

Match	Pool	Team A	Score	Tries	Team B	Score	Tries
1	Pool	Acklam RFC	1	2	Bradford Salem RFC	2	2
2	Pool	Aspatria RFC	3	4	Anselmians RFC	4	4
Break							
3	Pool	Acklam RFC	3	3	Aspatria RFC	3	3
4	Pool	Bradford Salem RFC	2	4	Anselmians RFC	4	4
Break							
5	Pool	Acklam RFC	1	4	Anselmians RFC	4	4
6	Pool	Bradford Salem RFC	2	3	Aspatria RFC	3	3

4 Teams

Barnard Castle RFC
Gateshead RFC
Aldwinians
Aspull RFC

Match	Pool	Team A	Score	Tries	Team B	Score	Tries
1	Pool	Barnard Castle RFC	1	2	Gateshead RFC	2	2
2	Pool	Aldwinians	3	4	Aspull RFC	4	4
Break							
3	Pool	Barnard Castle RFC	3	3	Aldwinians	3	3
4	Pool	Gateshead RFC	2	4	Aspull RFC	4	4
Break							
5	Pool	Barnard Castle RFC	1	4	Aspull RFC	4	4
6	Pool	Gateshead RFC	2	3	Aldwinians	3	3

4 Teams

Ashbourne RFC
Crewe & Nantwich RFC
Bugbrooke RFC
Diss RFC

Match	Pool	Team A	Score	Tries	Team B	Score	Tries
1	Pool	Ashbourne RFC	1	2	Crewe & Nantwich RFC	2	2
2	Pool	Bugbrooke RFC	3	4	Diss RFC	4	4
Break							
3	Pool	Ashbourne RFC	3	3	Bugbrooke RFC	3	3
4	Pool	Crewe & Nantwich RFC	2	4	Diss RFC	4	4
Break							
5	Pool	Ashbourne RFC	1	4	Diss RFC	4	4
6	Pool	Crewe & Nantwich RFC	2	3	Bugbrooke RFC	3	3

4 Teams

Burntwood Rugby Club
Ashfield RFC
Cantabrigian RFC
Earlson RFC

Match	Pool	Team A	Score	Tries	Team B	Score	Tries
1	Pool	Burntwood Rugby Club	1	2	Ashfield RFC	2	2
2	Pool	Cantabrigian RFC	3	4	Earlson RFC	4	4
Break							
3	Pool	Burntwood Rugby Club	3	3	Cantabrigian RFC	3	3
4	Pool	Ashfield RFC	2	4	Earlson RFC	4	4
Break							
5	Pool	Burntwood Rugby Club	1	4	Earlson RFC	4	4
6	Pool	Ashfield RFC	2	3	Cantabrigian RFC	3	3

4 Teams

Aylesbury RFC
Epping Upper Clapton FC
Chobham RFC
Crowborough RFC

Match	Pool	Team A	Score	Tries	Team B	Score	Tries
1	Pool	Aylesbury RFC	1	2	Epping Upper Clapton FC	2	2
2	Pool	Chobham RFC	3	4	Crowborough RFC	4	4
Break							
3	Pool	Aylesbury RFC	3	3	Chobham RFC	3	3
4	Pool	Epping Upper Clapton FC	2	4	Crowborough RFC	4	4
Break							
5	Pool	Aylesbury RFC	1	4	Crowborough RFC	4	4
6	Pool	Epping Upper Clapton FC	2	3	Chobham RFC	3	3

4 Teams

Datchworth RFC
Bicester RFC
Becehamian RFC
Old Cranleigh RFC

Match	Pool	Team A	Score	Tries	Team B	Score	Tries
1	Pool	Datchworth RFC	1	2	Bicester RFC	2	2
2	Pool	Becehamian RFC	3	4	Old Cranleigh RFC	4	4
Break							
3	Pool	Datchworth RFC	3	3	Becehamian RFC	3	3
4	Pool	Bicester RFC	2	4	Old Cranleigh RFC	4	4
Break							
5	Pool	Datchworth RFC	1	4	Old Cranleigh RFC	4	4
6	Pool	Bicester RFC	2	3	Becehamian RFC	3	3

4 Teams

Coney Hill RFC
Barton Hill RFC
Corsham RFC
Chard RFC

Match	Pool	Team A	Score	Tries	Team B	Score	Tries
1	Pool	Coney Hill RFC	1	2	Barton Hill RFC	2	2
2	Pool	Corsham RFC	3	4	Chard RFC	4	4
Break							
3	Pool	Coney Hill RFC	3	3	Corsham RFC	3	3
4	Pool	Barton Hill RFC	2	4	Chard RFC	4	4
Break							
5	Pool	Coney Hill RFC	1	4	Chard RFC	4	4
6	Pool	Barton Hill RFC	2	3	Corsham RFC	3	3

4 Teams

Avonmouth Old Boys RFC
Didcot RFC
Bideford RFC
Devizes RFC

Match	Pool	Team A	Score	Tries	Team B	Score	Tries
1	Pool	Avonmouth Old Boys RFC	1	2	Didcot RFC	2	2
2	Pool	Bideford RFC	3	4	Devizes RFC	4	4
Break							
3	Pool	Avonmouth Old Boys RFC	3	3	Bideford RFC	3	3
4	Pool	Didcot RFC	2	4	Devizes RFC	4	4
Break							
5	Pool	Avonmouth Old Boys RFC	1	4	Devizes RFC	4	4
6	Pool	Didcot RFC	2	3	Bideford RFC	3	3

Pool 1	GP	Win	Draw	Loss	For	Against	PD	Tries	PTS
Anselmians RFC	3	3	0	0	12	6	6	0	12
Aspatria RFC	3	1	1	1	9	9	0	0	6
Bradford Salem RFC	3	1	0	2	6	8	-2	0	4
Acklam RFC	3	0	1	2	5	9	-4	0	2

Pool 2	GP	Win	Draw	Loss	For	Against	PD	Tries	PTS
Aspull RFC	3	3	0	0	12	6	6	0	12
Aldwinians	3	1	1	1	9	9	0	0	6
Gateshead RFC	3	1	0	2	6	8	-2	0	4
Barnard Castle RFC	3	0	1	2	5	9	-4	0	2

Pool 3	GP	Win	Draw	Loss	For	Against	PD	Tries	PTS
Diss RFC	3	3	0	0	12	6	6	0	12
Bugbrooke RFC	3	1	1	1	9	9	0	0	6
Crewe & Nantwich RFC	3	1	0	2	6	8	-2	0	4
Ashbourne RFC	3	0	1	2	5	9	-4	0	2

Pool 4	GP	Win	Draw	Loss	For	Against	PD	Tries	PTS
Earlson RFC	3	3	0	0	12	6	6	0	12
Cantabrigian RFC	3	1	1	1	9	9	0	0	6
Ashfield RFC	3	1	0	2	6	8	-2	0	4
Burntwood Rugby Club	3	0	1	2	5	9	-4	0	2

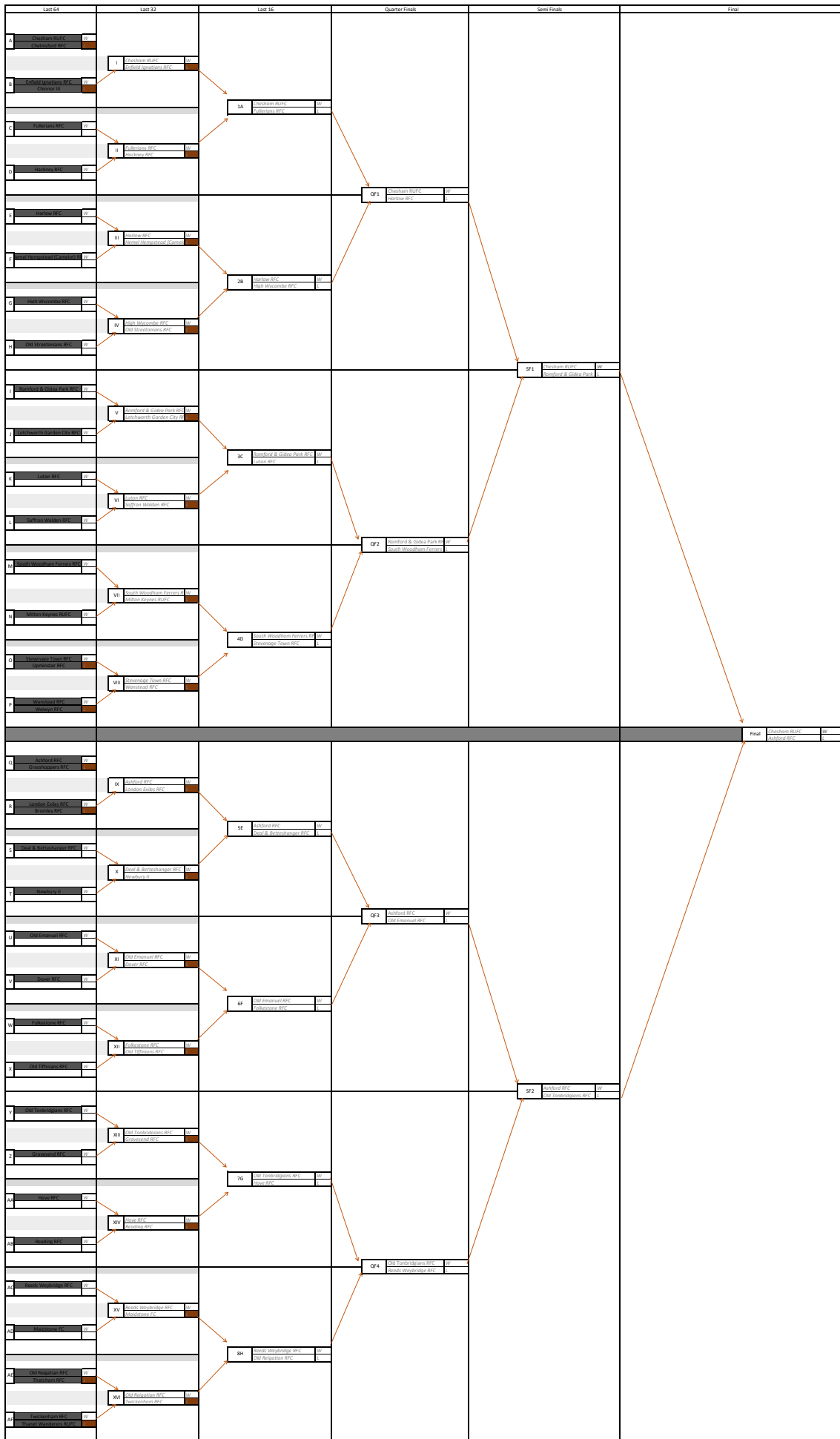
Pool 5	GP	Win	Draw	Loss	For	Against	PD	Tries	PTS
Crowborough RFC	3	3	0	0	12	6	6	0	12
Chobham RFC	3	1	1	1	9	9	0	0	6
Epping Upper Clapton FC	3	1	0	2	6	8	-2	0	4
Aylesbury RFC	3	0	1	2	5	9	-4	0	2

Pool 6	GP	Win	Draw	Loss	For	Against	PD	Tries	PTS
Old Cranleigh RFC	3	3	0	0	12	6	6	0	12
Becehamian RFC	3	1	1	1	9	9	0	0	6
Bicester RFC	3	1	0	2	6	8	-2	0	4
Datchworth RFC	3	0	1	2	5	9	-4	0	2

Pool 7	GP	Win	Draw	Loss	For	Against	PD	Tries	PTS
Chard RFC	3	3	0	0	12	6	6	0	12
Corsham RFC	3	1	1	1	9	9	0	0	6
Barton Hill RFC	3	1	0	2	6	8	-2	0	4
Coney Hill RFC	3	0	1	2	5	9	-4	0	2

Pool 8	GP	Win	Draw	Loss	For	Against	PD	Tries	PTS
Devizes RFC	3	3	0	0	12	6	6	0	12
Bideford RFC	3	1	1	1	9	9	0	0	6
Didcot RFC	3	1	0	2	6	8	-2	0	4
Avonmouth Old Boys RFC	3	0	1	2	5	9	-4	0	2

Quarter Finals			Semi Finals			Final		
Pool 1 Winner								
QF1	Anselmians RUFC	W						
	Aspull RFC							
Pool 2 Winner								
			SF1	Anselmians RUFC	W			
				Diss RFC				
Pool 3 Winner								
QF2	Diss RFC	W						
	Earlsdon RFC							
Pool 4 Winner								
						Final	Anselmians RUFC	W
							Crowborough RFC	
Pool 5 Winner								
QF3	Crowborough RFC	W						
	Old Cranleigh RFC							
Pool 6 Winner								
			SF2	Crowborough RFC	W			
				Chard RFC				
Pool 7 Winner								
QF4	Chard RFC	W						
	Devizes RFC							
Pool 8 Winner								



DRAFT Lower XV Teams League Entry Criteria

Subject to agreed criteria outline below, Lower XVs can be admitted to Level 7 (or below) of the English Clubs Championship (ECC). Some ECC leagues already integrate Lower XV teams at Level 8, thus this change to Level 7 is commensurate with the realignment of league levels.

- 1) Clubs should apply to their respective DOC for consideration to be admitted into the league structure. This should include a request from the club as to the level they wish to be initially placed in.
- 2) Premiership clubs' Lower XVs and Championship clubs' 2nd XVs are ineligible to apply. Applications from Championship clubs' Lower XVs are permitted.
- 3) Applications should provide the following evidence:-
 - a. Have a 1st XV already playing in the RFU ECC Leagues, but not at the lowest league level locally.
 - b. Evidence of the team completing a minimum of 10 fixtures against at least 5 different teams in each of the past 2 seasons. That evidence to consist of primarily of date, venue and result of each match, but consideration will also be given to matches that have been postponed where there is compelling evidence that the cancellation was made by the opponents.
 - c. Agreement to be subject to player registration and regulations requirements of the league they are admitted to.
 - d. Evidence of a minimum number of players registered on GMS to support the inclusion of additional teams to be admitted into the pyramid, to be determined in regulations
 - e. Support of the clubs CB to enter a Lower XV into the proposed League structure. CBs can only refuse to support the application if they have proof that contradicts the evidence the club has listed in its application. That proof is to be provided to the club on refusing support for the application, and can be the subject of any appeal, initially to the DOC, made by the club of that decision.
- 4) Lower XV teams applying enter into RFU ECC Leagues would not be permitted to play in the same league (level) as teams from the same club. A separation of at least one league (level) would always have to be maintained:

Example: A club has two teams playing in RFU ECC Leagues, with the 1st team already playing in a Level 7 league. This would mean their 2nd team could initially be admitted into the leagues no higher than Level 8 and could not be promoted to Level 7 unless the 1st team had been promoted to Level 6.

- 5) The RFU will draw up appropriate regulations that will ensure the integrity of the leagues and player welfare is safeguarded, whilst still providing competitive opportunities for all teams at this level to progress their playing capability.

NB – clubs could have right of appeal if they believe they fulfil all criteria and are not admitted.